




MACKENZIE COUNTY

# COMMITTEE OF THE WHOLE MEETING

**APRIL 26, 2022**  
**10:00 AM**

FORT VERMILION COUNCIL  
CHAMBERS

 780.927.3718

 [www.mackenziecounty.com](http://www.mackenziecounty.com)

 4511-46 Avenue, Fort Vermilion

 [office@mackenziecounty.com](mailto:office@mackenziecounty.com)



**Mackenzie County**



**MACKENZIE COUNTY  
COMMITTEE OF THE WHOLE MEETING**

**Tuesday, April 26, 2022  
10:00 a.m.**

**Fort Vermilion Council Chambers**

**Fort Vermilion, Alberta**

**AGENDA**

|  |    |  | Page |
|--|----|--|------|
| <b>CALL TO ORDER:</b>                    | 1. | a) Call to Order   |      |
| <b>AGENDA:</b>                           | 2. | a) Adoption of Agenda  |      |
| <b>ADOPTION OF<br/>PREVIOUS MINUTES:</b> | 3. | a) Minutes of the March 22, 2021 Committee of the<br>Whole Meeting | 5    |
|  |    | b)   |      |
| <b>DELEGATIONS:</b>                      | 4. | a) MPA Engineering – Clem Guenette – 11:00 a.m.                    | 11   |
|  |    | b) RCMP – Standing Item – 11:30 a.m.                               | 13   |
|  |    | c) Renaming of La Crete Airport – Ray Toews –<br>11:50 p.m.        | 73   |
|  |    | d) Agricultural Fair & Tradeshow Committee 12:45<br>p.m.           | 77   |
|  |    | e) Voyent Alert – 1:00 p.m.  | 83   |
|  |    | e)   |      |
| <b>BUSINESS:</b>                         | 5. | a) Fort Vermilion Mitigation – Phase 3 Tender<br>Review            | 113  |
|  |    | b) Assessment Services – Request for Proposal                      | 115  |
|  |    | c) Disaster Recovery Program – 2018-2021 Update                    | 137  |
|  |    | d) Cheque Registers – March 21, 2022 – April 22,<br>2022           | 145  |
|  |    | e) MasterCard Statements – January – February<br>2022              | 147  |

- f) 2022 Capital Project – BF 78209 Update 149
- g)
- h)
- POLICY REVIEW:** 6. a) Amend - Policy ADM012 Signing Authority 151
- b) Amend - Policy FIN017 Reserve Bid & Condition of Sale 155
- c) Road Protection Agreement – Program Review 159
- d)
- e)
- CLOSED MEETING:** *Freedom of Information and Protection of Privacy Act Division 2, Part 1 Exceptions to Disclosure*
- 7. a) Land (s.25, s.26, s.27)
- b)
- NEXT MEETING DATE:** 8. a) Committee of the Whole Meeting  
June 23, 2022  
10:00 a.m.  
Fort Vermilion Council Chambers
- ADJOURNMENT:** 9. a) Adjournment



**Mackenzie County**

# REQUEST FOR DECISION

|                      |   |
|----------------------|---|
| <b>Meeting:</b>      | <b>Committee of the Whole Meeting</b>                               |
| <b>Meeting Date:</b> | <b>April 26, 2022</b>   |
| <b>Presented By:</b> | <b>Carrie Simpson, Director of Legislative Services</b>             |
| <b>Title:</b>        | <b>Minutes of the March 22, 2022 Committee of the Whole Meeting</b> |

**BACKGROUND / PROPOSAL:**

Minutes of the March 22, 2022 Committee of the Whole Meeting are attached.

**OPTIONS & BENEFITS:**

**COSTS & SOURCE OF FUNDING:**

**SUSTAINABILITY PLAN:**

**COMMUNICATION / PUBLIC PARTICIPATION:**

Approved Council Meeting minutes are posted on the County website.

**POLICY REFERENCES:**

**Author:** C. Sarapuk      **Reviewed by:** C. Simpson      **CAO:** \_\_\_\_\_

**RECOMMENDED ACTION:**

- Simple Majority       Requires 2/3       Requires Unanimous

That the minutes of the March 22, 2022 Committee of the Whole Meeting be adopted as presented.

Author: C. Sarapuk      Reviewed by: \_\_\_\_\_      CAO: \_\_\_\_\_

**MACKENZIE COUNTY  
COMMITTEE OF THE WHOLE MEETING**

**Tuesday, March 22, 2022  
10:00 a.m.**

**Fort Vermilion Council Chambers  
Fort Vermilion, AB**

**PRESENT:** Josh Knelsen Reeve  
Jacquie Bateman Councillor (virtual) – left the meeting at 1:48 p.m.  
Peter F. Braun Councillor (virtual)  
Cameron Cardinal Councillor  
Darrell Derksen Councillor (virtual)  
David Driedger Councillor  
Garrell Smith Councillor  
Ernest Peters Councillor  
Lisa Wardley Councillor (virtual)

**REGRETS:** Walter Sarapuk Deputy Reeve

**ADMINISTRATION:** Byron Peters Interim Chief Administrative Officer/  
Director of Projects and Infrastructure  
Carrie Simpson Director of Legislative Services/Recording Secretary  
Jennifer Batt Director of Finance  
Jeff Simpson Director of Operations  
John Zacharias Director of Utilities (virtual)  
Don Roberts Director of Community Services  
Grant Smith Agriculture Fieldman

**ALSO PRESENT:** Members of the Royal Canadian Mounted Police

Minutes of the Committee of the Whole Meeting for Mackenzie County held on March 22, 2022 in the Council Chambers at the Fort Vermilion County Office.

**CALL TO ORDER:** 1. a) **Call to Order**  
Reeve Knelsen called the meeting to order at 10:03 a.m.

**AGENDA:** 2. a) **Adoption of Agenda**

**MOTION COW-22-03-016** **MOVED** by Councillor Cardinal  
That the agenda be adopted as presented.

\_\_\_\_\_  
\_\_\_\_\_

**CARRIED**

**MINUTES FROM  
PREVIOUS MEETING:**

**3. a) Minutes of the February 15, 2022 Committee of the  
Whole Meeting**

**MOTION COW-22-03-017**

**MOVED** by Councillor Driedger

That the minutes of the February 15, 2022 Committee of the Whole Meeting be adopted as presented.

**CARRIED**

**BUSINESS:**

**5. a) Municipal Development Plan Overview**

Reeve Knelsen recessed the meeting at 11:14 a.m. and reconvened the meeting at 11:25 a.m.

**DELEGATION**

**4. a) RCMP**

**MOTION COW 22-03-018**

**MOVED** by Councillor Cardinal

That the RCMP verbal report be received for information.

**CARRIED**

Reeve Knelsen recessed the meeting at 11:45 a.m. and reconvened the meeting at 12:23 p.m.

Reeve Knelsen recessed the meeting at 1:37 p.m. and reconvened the meeting at 1:48 p.m.

**MOTION COW-22-03-019**

**MOVED** by Councillor Peters

That the Committee of the Whole receive the Municipal Development Plan Overview as discussed and a recommendation be made to bring back an updated draft for review to a future Council meeting.

**CARRIED**

**BUSINESS:**

**5. b) Regraveling Program 2022 – Request for Proposals**

**MOTION COW-22-03-020**

**MOVED** by Councillor Braun

That a recommendation be made to Council approve the

\_\_\_\_\_  
\_\_\_\_\_



Regraveling Program 2022- Request for Proposals as presented, and Administration be directed to commence advertising with any applicable changes.

**CARRIED**

**BUSINESS:** 5. c) **Cheque Registers –February 12, 2022 – March 18, 2022**

**MOTION COW-22-03-021** **MOVED** by Councillor Driedger

That the cheque registers from February 12, 2022 – March 18, 2022 be received for information.

**CARRIED**

**POLICY REVIEW** 6. a) **Policy ASB021 - Weed Control Policy (ASB021)**

**MOTION COW-22-03-022** **MOVED** by Councillor Wardley

That Policy ASB021 – Weed Control Policy be TABLED for further information.

**CARRIED**

**CLOSED MEETING** 7. **Closed Meeting**

**MOTION COW-22-03-023** **MOVED** by Councillor Driedger

That Council move into a closed meeting at 2:45 p.m. to discuss the following:

7.a) Mackenzie County Legal Update (*FOIP, s. 27*)

**CARRIED**

The following individuals were present during the closed meeting discussion. (*MGA Section 602.08(1)(6)*)

- Reeve Josh Knelsen
- Councillor Lisa Wardley (virtual)
- Councillor Gary Smith
- Councillor Peter Braun (virtual)
- Councillor Darrell Derksen (virtual)
- Councillor David Driedger
- Councillor Cameron Cardinal
- Councillor Ernie Peters

- Byron Peters, Interim Chief Administrative Officer
- Jennifer Batt, Director of Finance
- Jeff Simpson, Director of Operations
- Carrie Simpson, Director of Legislative Services
- Don Roberts, Director of Community Services
- Grant Smith, Agriculture Fieldman

**MOTION COW-22-03-024** **MOVED** by Councillor Peters

That Council move out of the closed meeting at 2:55 p.m.

**CARRIED**

**MOTION COW 22-03-025** **MOVED** by Councillor Driedger

That the legal update be received for information.

**CARRIED**

**NEXT MEETING DATE:** 8. a) Regular Council Meeting  
March 23, 2022  
10.00 a.m.  
Fort Vermilion Council Chambers

**ADJOURNMENT:** 9. a) **Adjournment**

**MOTION COW-22-03-026** **MOVED** by Councillor

That the March 22, 2022 Committee of the Whole meeting be adjourned at 2:57 p.m.

**CARRIED**

These minutes will be presented for approval on April 26, 2022 Committee of the Whole meeting.

---

Joshua Knelsen  
Reeve

---

Byron Peters  
Interim Chief Administrative Officer



**Mackenzie County**

# REQUEST FOR DECISION

|                      |   |
|----------------------|---|
| <b>Meeting:</b>      | <b>Committee of the Whole</b>               |
| <b>Meeting Date:</b> | <b>April 26, 2022</b>                       |
| <b>Presented By:</b> | <b>Jeff Simpson, Director of Operations</b> |
| <b>Title:</b>        | <b>MPA Engineering Ltd. - DELEGATION</b>    |

## **BACKGROUND / PROPOSAL:**

MPA Engineering Ltd has been contracted by Mackenzie County for the past 6 years. Clem Guenette is a Bridge Technologist with MPA and has been Mackenzie County's point of contact for all bridge matters including inspections, STIP funding applications, and bridge repair projects.

Clem has agreed to attend the Committee of the Whole meeting to present some background and overview on the County's bridge program and its current status.

## **OPTIONS & BENEFITS:**

N/A

## **COSTS & SOURCE OF FUNDING:**

N/A

## **SUSTAINABILITY PLAN:**

N/A

## **COMMUNICATION / PUBLIC PARTICIPATION:**

N/A

**Author:** J. SIMPSON      **Reviewed by:** \_\_\_\_\_      **CAO:** B Peters

**POLICY REFERENCES:**

N/A

**RECOMMENDED ACTION:**

Simple Majority       Requires 2/3       Requires Unanimous

That the report from MPA Engineering be received for information.

**Author:** J. SIMPSON      **Reviewed by:** \_\_\_\_\_      **CAO:** B Peters



**Mackenzie County**

# REQUEST FOR DIRECTION

|                      |   |
|----------------------|---|
| <b>Meeting:</b>      | <b>Committee of the Whole</b>   |
| <b>Meeting Date:</b> | <b>April 26, 2022</b>   |
| <b>Presented By:</b> | <b>Don Roberts, Director of Community Services</b>                            |
| <b>Title:</b>        | <b>DELEGATION<br/>Royal Canadian Mounted Police (RCMP) – Crime Statistics</b> |

## **BACKGROUND / PROPOSAL:**

Members of the Fort Vermilion RCMP will be present to discuss crime statistics for Fort Vermilion and Mackenzie County.

A copy of the crime statistics are attached for information.

## **OPTIONS & BENEFITS:**

## **COSTS & SOURCE OF FUNDING:**

N/A

## **SUSTAINABILITY PLAN:**

N/A

## **COMMUNICATION / PUBLIC PARTICIPATION:**

N/A

## **POLICY REFERENCES:**

N/A

**Author:** C. Simpson      **Reviewed by:** \_\_\_\_\_      **CAO:** \_\_\_\_\_

**RECOMMENDED ACTION:**

Simple Majority       Requires 2/3       Requires Unanimous

That the RCMP crime statistics reports be received for information.

Author: C. Sarapuk      Reviewed by: \_\_\_\_\_      CAO: \_\_\_\_\_

April - June 30

## Objective Summary And Progress

Objectives

**1) Prolific offenders**

Owner: Michael Brown

( Issue: Crime Reduction Initiative)

| Measure                               | From | To  | Date       | Target Status-Quarter | Target Status Cumulative |
|---------------------------------------|------|-----|------------|-----------------------|--------------------------|
| 1) # of outstanding warrants executed | 0    | 100 | 2022-03-31 | 62.00                 | 62.00                    |

Comments:

As a part of its mandate, the Fort Vermilion Mackenzie County Enhanced Unit has been focused on the identification and arrest of prolific offenders in our communities. This work spanned the creation of data tracking tools to associate gathered information to individuals on warrant to the development of relationships within our communities to inform our enforcement activities. Open source investigation techniques have also played a key role in the successes of this initiative.

With this targeted crime reduction approach, some 62 arrest warrants were executed this past quarter, the most notable of which was Jerry Ivor DOR - an individual on warrant since 2018 with some 49 outstanding charges who was arrested upon the execution of a fenny warrant on a residence in John DOR Prarie. This next quarter, the work of the Enhanced Unit will include a warrant round up initiative.

Date Submitted: 2021-07-19

**2) Contribute to relationship building with Indigenous communities - Reconciliation**

Owner: Michael Brown

( Issue: Enhance Public Confidence and Engagement)

| Measure   | From | To | Date       | Target Status-Quarter | Target Status Cumulative |
|---|------|----|------------|-----------------------|--------------------------|
| 1) # of Indigenous cultural awareness or educational initiatives    | 0    | 1  | 2021-06-30 | 1.00                  | 1.00                     |
| 2) # of Public Consultations (Town Halls)                           | 0    | 2  | 2022-03-31 | 0.00                  | 0.00                     |
| 3) # of Media Releases Showcasing RCMP & Partners work in this area | 0    | 4  | 2022-03-31 | 1.00                  | 1.00                     |

Comments:

During the Month of June the Fort Vermilion RCMP partnered with North Peace Tribal and the High Level Friendship Centre. An RCMP led Indigenous Cultural day took place. Guest speakers attended the event which included a Barbeque, Tipt raising, bannok making with an elder, eagle feather blessing, smudging and stories. The event was well received by the Community.

Plans are underway in both Fort Vermilion and Fox Lake to hold formal community consultations in the Fall and in the new year.

While "technically" next quarter, RCMP members engaged with the Little Red River Cree Nation (LRRCN) Mamawi Awasis Society that provides preventative and protective services in the least intrusive and culturally appropriate manner the LRRCN to participate in a "Walk to Remember" the victims and survivors of Residential Schools. The presence of the RCMP was welcomed and children present interacted with the members asking all manner of questions.

Date Submitted: 2021-07-14

**3) Enhance Road Safety - Other provincial offences**

Owner: Jeffrey Butt

( Issue: TrafficSafety (motor vehicles, roads))

| Measure   | From | To  | Date       | Target Status-Quarter | Target Status Cumulative |
|---|------|-----|------------|-----------------------|--------------------------|
| 1) # Provincial driving behaviours enforcement                          | 0    | 200 | 2022-04-30 | 129.00                | 129.00                   |
| 2) # of checkstops / checked vehicles during campaigns (i.e. Op Impact) | 0    | 5   | 2022-01-31 | 0.00                  | 0.00                     |
| 3) # of checkstops outside of dedicated campaigns                       | 0    | 30  | 2022-03-31 | 6.00                  | 6.00                     |

Comments:

While the number of formal check stops were limited this quarter, members have worked hard to keep the roads of Mackenzie County and Fox Lake safe as evidenced by the traffic statistics this quarter. Work will be undertaken next quarter to provide RADAR training to our members to further enhance work in this area.

Date Submitted: 2021-07-19

**4) Enhance Road Safety**

Owner: Jeffrey Dickison

( Issue: TrafficImpaired driving)

| Measure                            | From | To | Date       | Target Status-Quarter | Target Status Cumulative |
|------------------------------------|------|----|------------|-----------------------|--------------------------|
| 1) # of impaired driving education | 0    | 4  | 2022-03-31 | 0.00                  | 0.00                     |

Comments:

This objective is focused on delivering harm reduction education in partnership with our schools and partnering with the AGLC to ensure retailer compliance regarding the sale of liquor to minors. Work is presently in the planning stage for the resumption of school in the Fall.

Date Submitted: 2021-07-19

**Objective Summary And Progress**

**5) Enhance Waterway Safety**

Owner: Jeffrey Mason

( Issue: SafetyWatercrafts)

| Measure                                     | From | To | Date       | Target Status-Quarter | Target Status Cumulative |
|---|------|----|------------|-----------------------|--------------------------|
| 1) # of patrols during the peak seasons     | 0    | 3  | 2021-09-30 | 1.00                  | 1.00                     |
| 2) # of contacts under the Small Vessel Act | 0    | 50 | 2021-09-30 | 40.00                 | 40.00                    |

Comments:

One joint patrol conducted this quarter in collaboration with Alberta Fish and Wildlife. Patrols did not meet target due to availability of boat operators and time required to bring craft into service. That said, the patrol conducted had a great deal of impact given its association to the large fishing Derby and the number of contacts made.

Date Submitted: 2021-07-16

**Plan Owner Progress Reportthis is test 1**

HRMIS: 000159540

Name: Jeffrey Butt

Rank:

Sergeant

Comments:

Taking into account that COVID restrictions were still in place for the majority of this quarter, thus limiting the ability of our members to interact with the community, I am very pleased with the efforts made to date with respect to moving our initiatives along. Fort Vermilion and Fox Lake have an enthusiastic membership and it shows in the effort put forward both with respect to community engagement and enforcement activities. Due to NCO staffing changes, town halls are now planned to take place next quarter and it is anticipated that the consultations with Community Leadership will take place at that time. JSB, Sgt. A/Detachment Commander

**Line Officer Quarterly Reviewthis is test 2**

HRMIS: 000132918

Name: Jesse Gilbert

Position:

WAD A/DANCO North

Comments:

Initiatives well underway. Exceptional event held for Indigenous Reconciliation that was very well received by the community. Traffic safety is off to a strong start this fiscal with over half of the targets met already within the first quarter. There are also numerous examples of interagency cooperation between Social Services, Fish and Wildlife as well as Forestry. COVID restrictions ended July 1st and it is anticipated that the School Liaison member will be significantly busier this fiscal than the previous. Town Halls being planned for 2nd quarter with hospitality form request provided to commander. This fiscal will also see the implementation of the enhanced policing agreement in JDP and Garden with the four member positions being created this quarter. ULQA's have been assigned and reviews to be completed in 2nd quarter. Some Acknowledgment of Consultation forms still required to be signed. JEG

I have temporarily exempted this detachment from the Acknowledgement of Consultation process: No



July - September 30

## Objective Summary And Progress

## Objectives

**1) Prolific offenders**

Owner: Michael Brown

( Issue: Crime Reduction Initiative)

| Measure                               | From | To  | Date       | Target Status-Quarter | Target Status Cumulative |
|---------------------------------------|------|-----|------------|-----------------------|--------------------------|
| 1) # of outstanding warrants executed | 0    | 100 | 2022-03-31 | 3.00                  | 65.00                    |

## Comments:

Members of the Fort Vermilion and Fox Lake Detachments have been busy locating persons and executing warrant tasks in the Detachment area. The Mackenzie County Enhanced Unit has been in the forefront of this initiative. It has been identified that in many cases, FTA warrants are as a result of socio-economic factors, with residents of outlying communities unable to attend court in Fort Vermilion due to lack of transport or care for dependents. This results in additional and unnecessary work and wasted resources for all involved parties. Discussions will be had in the coming months with CROPS / DOJ around the possibility of holding sittings in these isolated communities to help mitigate this issue.

Date Submitted: 2021-09-21

**2) Contribute to relationship building with Indigenous communities - Reconciliation**

Owner: Michael Brown

( Issue: Enhance Public Confidence and Engagement)

| Measure   | From | To | Date       | Target Status-Quarter | Target Status Cumulative |
|---|------|----|------------|-----------------------|--------------------------|
| 1) # of Indigenous cultural awareness or educational initiatives    | 0    | 1  | 2021-06-30 | 1.00                  | 1.00                     |
| 2) # of Public Consultations (Town Halls)                           | 0    | 2  | 2022-03-31 | 0.00                  | 0.00                     |
| 3) # of Media Releases Showcasing RCMP & Partners work in this area | 0    | 4  | 2022-03-31 | 1.00                  | 1.00                     |

## Comments:

Members of the Fox Lake and Fort Vermilion Detachments have been planning community town halls and events which will occur once the current covid restrictions are lifted. Meetings have been held with limited members of local municipal and Band governments (LRRCN, Beaver and Mackenzie County). Social media will be utilized to garner community input into the remaining quarters initiatives and to inform the 2022-23 APP.

Date Submitted: 2021-09-21

**3) Enhance Road Safety - Other provincial offences**

Owner: Jeffrey Butt

( Issue: TrafficSafety (motor vehicles, roads))

| Measure   | From | To  | Date       | Target Status-Quarter | Target Status Cumulative |
|---|------|-----|------------|-----------------------|--------------------------|
| 1) # Provincial driving behaviours enforcement                          | 0    | 200 | 2022-04-30 | 44.00                 | 244.00                   |
| 2) # of checkstops / checked vehicles during campaigns (i.e. Op Impact) | 0    | 5   | 2022-01-31 | 0.00                  | 0.00                     |
| 3) # of checkstops outside of dedicated campaigns                       | 0    | 30  | 2022-03-31 | 3.00                  | 9.00                     |

## Comments:

It was the expectation that training would resume this quarter to allow members to be RADAR/LASER trained to enhance traffic enforcement. However, the resurgence of COVID-19 in AB has resulted in the delay of these plans. Despite this, members have been actively engaged in traffic safety education and enforcement. Of note:

July 9th - Members conducted a check stop in the area of Highway 58 and Highway 697 focused on document (registration, insurance) checks and speed enforcement. On August 10th, during the first evening of the La Crete Rodeo, members conducted check stops and roving traffic stops post event focused on impaired drivers and police visibility.

This past quarter saw 236 reports of traffic violations / incidents, of which 44 were cleared by charge and 72 cleared otherwise (warnings, IRS, etc.)

This next quarter will see a focus on "Operation Impact 2021" - a public awareness campaign set to take place over the Thanksgiving weekend. The focus will be on education and

Date Submitted: 2021-09-24

**4) Enhance Road Safety**

Owner: Jeffrey Dickison

( Issue: TrafficImpaired driving)

| Measure                            | From | To | Date       | Target Status-Quarter | Target Status Cumulative |
|------------------------------------|------|----|------------|-----------------------|--------------------------|
| 1) # of impaired driving education | 0    | 4  | 2022-03-31 | 1.00                  | 1.00                     |

## Comments:

Given current restrictions in the local schools, progress on the P.A.R.T.Y initiative has stalled. To help offset this, members have taken the opportunity to seek out and engage with young drivers to provide harm reduction education. Of note, on Sept 25th, Cst. Dragomir engaged with 3 separate groups of youth in La Crete at the Co-Op parking lot. Some 10 vehicles were checked with all operators having valid drivers licenses, insurance and registration, and no indicia of alcohol. The member spoke with them about the dangers of drinking and driving and touched on a recent impaired driving incident that resulted in the death of a youth and serious injury to another on Hwy 697. The youth were receptive to this messaging.

Date Submitted: 2021-09-29

**Objective Summary And Progress**

**5) Enhance Waterway Safety**

Owner: Jeffrey Mason

( Issue: SafetyWatercrafts)

| Measure                                     | From | To | Date       | Target Status-Quarter | Target Status Cumulative |
|---|------|----|------------|-----------------------|--------------------------|
| 1) # of patrols during the peak seasons     | 0    | 3  | 2021-09-30 | 1.00                  | 2.00                     |
| 2) # of contacts under the Small Vessel Act | 0    | 50 | 2021-09-30 | 5.00                  | 45.00                    |

Comments:

During this quarter, one of the two qualified IWT operators was away on leave and also training. This said, Cst. MASON and Sgt. BUTT did make a patrol of the Peace River to provide enforcement, visibility and education during River Daze following reports of boaters not respecting the small vessel regulations (right of way, etc.). Patrols were made and ~ 5 contacts made. Of those stopped, all were compliant with regulations.

During a subsequent patrol of the boat launch area, a boat was observed being operated in an unsafe manner by a member on patrol. A subsequent investigation found that the operator was impaired. One watercraft was seized and the operator issued an IRS suspension for operating a motorized watercraft while impaired.

Date Submitted: 2021-09-23

**Plan Owner Progress Reportthis is test 1**

HRMIS: 000159540 Name: Jeffrey Butt Rank: Sergeant

Comments:

This past quarter, acknowledgment forms were completed for Mackenzie County, LRRCN and Beaver First Nation. Tall Cree has been solicited on a number of occasions with, unfortunately, no uptake. Town Halls planned for this fall have been delayed indefinitely given the fourth wave of COVID-19 and unprecedented case counts in AB. Community consultation via social media will be explored next quarter to share the work being done and to inform next years planning. Productive discussions were held with the Chief and Band Manager of the LRRCN in regard to the four enhanced positions that are presently working their way through the staffing process. Housing has been secured for two with another two residences being acquired. Monthly meetings continue to be had with Mackenzie County. Work to rectify OH&S concerns with the Fox Lake office (i.e. flooring) is ongoing. Despite regular challenges, morale at both offices is high and I am happy with the efforts being put forward by the membership.

**Line Officer Quarterly Reviewthis is test 2**

HRMIS: 000132918 Name: Jesse Gilbert Position: WAD A/DANCO North

Comments:

Quite a bit of progress has been made on the initiatives despite continuous impacts of COVID 19 restrictions ebbing and flowing over the course of the fiscal. Some initiatives have been so successful that they have significantly outpaced the projections for the entire fiscal already at the end of the second quarter. Specifically the warrant initiative for crime reduction and the vehicle enforcement. Proactive initiatives like school programs and meetings have been the most impacted. Alberta entered into a state of emergency during this quarter and the resulting restrictions put significant limits on what could be achieved. Overall very good work over the two quarters.

I have temporarily exempted this detachment from the Acknowledgement of Consultation process: No

October - December 31

**Objective Summary And Progress**

Objectives

**1) Prolific offenders**

Owner: Steven Freamo

( Issue: Crime Reduction Initiative)

| Measure                               | From | To  | Date       | Target Status-Quarter | Target Status Cumulative |
|---------------------------------------|------|-----|------------|-----------------------|--------------------------|
| 1) # of outstanding warrants executed | 0    | 100 | 2022-03-31 | 3.00                  | 134.00                   |

Comments:

This past quarter, Fort Vermilion and Fox Lake detachments located and arrested over 69 individuals wanted on outstanding warrants. A warrant round-up will be planned in the Community of Little Red River Cree Nation. This community has been identified to have a higher number of Prolific Offenders as well as holding a large amount of outstanding warrants.

Moving forward into 2022, a new initiative for managing Prolific offenders will be implemented. This will involve streamlining Prolific Offender information to the members, thus increasing curfew checks and condition checks to reduce future criminal activity and recidivism from our prolific offenders.

The current collection of statistical information on the detachments warrants is being developed to allow for a better understanding on the exact amount of arrest warrants held vs the amount of persons on warrants. The information will provide a better overall picture of where we stand as a detachment in our Crime Reduction.

Date Submitted: 2022-01-12

**2) Contribute to relationship building with Indigenous communities - Reconciliation**

Owner: Jeffrey Butt

( Issue: Enhance Public Confidence and Engagement)

| Measure   | From | To | Date       | Target Status-Quarter | Target Status Cumulative |
|---|------|----|------------|-----------------------|--------------------------|
| 1) # of Indigenous cultural awareness or educational initiatives    | 0    | 1  | 2021-06-30 | 0.00                  | 1.00                     |
| 2) # of Public Consultations (Town Halls)                           | 0    | 2  | 2022-03-31 | 2.00                  | 2.00                     |
| 3) # of Media Releases Showcasing RCMP & Partners work in this area | 0    | 4  | 2022-03-31 | 0.00                  | 1.00                     |

Comments:

A virtual Town Hall with public members from Fort Vermilion, Boyer River, La Crete, John D'or Prairie and North & South Tall Cree was conducted this quarter. Issues identified for next years plan include: Drug Enforcement and Education, Bullying in Schools, Increased police presence, More Co-operation between local Police Detachments, Dangerous driving & Drunk Driving, and a desire to see ATV patrols.

In person consultations were also held with vendors and attendees from all over the County at the 1788 Market in Fort Vermilion. Issues expressed were minimal - all spoken with were happy to see the RCMP present at this community event. Those issues expressed mirrored the previously identified topics.

Beyond this, our members endeavor to proactively engage with the public. For example, Fox Lake members held numerous "positive enforcement" stops with kids where they played with the police truck and were rewarded with treats for good behaviors (e.g. wearing helmets on ATVs etc.).

Date Submitted: 2021-12-16

**3) Enhance Road Safety - Other provincial offences**

Owner: Jeffrey Butt

( Issue: TrafficSafety (motor vehicles, roads))

| Measure   | From | To  | Date       | Target Status-Quarter | Target Status Cumulative |
|---|------|-----|------------|-----------------------|--------------------------|
| 1) # Provincial driving behaviours enforcement                          | 0    | 200 | 2022-04-30 | 64.00                 | 108.00                   |
| 2) # of checkstops / checked vehicles during campaigns (i.e. Op Impact) | 0    | 5   | 2022-01-31 | 2.00                  | 2.00                     |
| 3) # of checkstops outside of dedicated campaigns                       | 0    | 30  | 2022-03-31 | 1.00                  | 1.00                     |

Comments:

This past quarter was a busy one for traffic. One check stop was held during Operation Impact and another two were held on the National Impaired Driving Day of December 4th (one in Fort Vermilion and another in Fox Lake). Of 153 traffic complaints, 64 resulted in charges ranging from failing to wear a seatbelt, failing to stop to roadside suspensions.

Of 8 impaired by alcohol driving complaints, 3 resulted in criminal code driving charges. Another 10 complaints were fielded for impaired operation by drugs. In Fox Lake, some 8 impaired drivers were taken off off the road this quarter.

Date Submitted: 2021-12-16

**Objective Summary And Progress**

**4) Enhance Road Safety**

Owner: Mihai Dragomir

( Issue: TrafficImpaired driving)

| Measure                            | From | To | Date       | Target Status-Quarter | Target Status Cumulative |
|------------------------------------|------|----|------------|-----------------------|--------------------------|
| 1) # of impaired driving education | 0    | 4  | 2022-03-31 | 1.00                  | 2.00                     |

Comments:

Unfortunately proactive education at the level of schools has been continually hampered by wariness of having outside employees (i.e. Members) attend to provide in class education. That said, this past quarter a new SRO was appointed and was able to attend the Fort Vermilion Public School (presently integrated with St. Mary's school) where he attended a grade 1-6 class to read a short story, provide basic harm reduction (safely crossing the street, what to do when approached by a stranger, etc.) and to answer questions about the police and their role in the community. Plans were also made to return after the Christmas Break to speak to Grades 5-6.

This member will immediately being forming relationships with other schools in our Detachment area in hopes that they will allow the delivery of general and alcohol specific harm reduction education next quarter.

Date Submitted: 2021-12-24

**5) Enhance Waterway Safety**

Owner: Jeffrey Mason

( Issue: SafetyWatercrafts)

| Measure                                     | From | To | Date       | Target Status-Quarter | Target Status Cumulative |
|---|------|----|------------|-----------------------|--------------------------|
| 1) # of patrols during the peak seasons     | 0    | 3  | 2021-09-30 | 0.00                  | 2.00                     |
| 2) # of contacts under the Small Vessel Act | 0    | 50 | 2021-09-30 | 0.00                  | 45.00                    |

Comments:

Watercraft patrols did not occur this quarter due to winter conditions. In the next quarter, an initiative for snowmobile patrols will likely be created. That said, this will depend on the availability of training to allow members to operate these vehicles safely.

Date Submitted: 2021-12-16

**Plan Owner Progress Reportthis is test 1**

HRMIS: 000159540 Name: Jeffrey Butt Rank: Sergeant

Comments:

Like previous quarters, making headway on proactive initiatives continues to be a challenge with the resurgence of Covid via the omicron variant. The community of Fox Lake endured another lockdown due to rising infection rates and the majority of planned initiatives continue to be postponed. Headway was made in our annual performance planning by way of virtual town halls and one-on-one consultations with community members such that broad community issues have been identified to inform our 2022-23 plan. Work will commence in the 4th quarter to being establishing objectives and initiatives to hit the ground running. Members have been identified to staff additional positions in JDP (expected March 2022) which will free up Detachment resources to provide proactive policing to other areas in out policing area.

**Line Officer Quarterly Reviewthis is test 2**

HRMIS: Name: Position:

Comments:

I have temporarily exempted this detachment from the Acknowledgement of Consultation process: No

January - March 31

**Objective Summary And Progress**

Objectives

**1) Prolific offenders**

Owner: Steven Freamo

( Issue: Crime Reduction Initiative)

| Measure                               | From | To  | Date       | Target Status-Quarter | Target Status Cumulative |
|---------------------------------------|------|-----|------------|-----------------------|--------------------------|
| 1) # of outstanding warrants executed | 0    | 100 | 2022-03-31 | 87.00                 | 266.00                   |

Comments:

This past quarter, Fort Vermilion and Fox Lake detachments have located and arrested over 38 individuals wanted on a total of 87 outstanding warrants (January - 24 total warrants executed, February - 37 warrants executed, March - 26 warrant executed)

Prolific offender Management is moving forward with the addition of another board listing conditions. Moving forward, a specific warrant task queue has been created for Fort Vermilion and Fox Lake. This queue will hold a task for every warrant and will also include tasks for all of Habitual Offenders (HOM) & any high risk offenders on release conditions. An excel spreadsheet will also be created for outstanding warrants and shared with Detachment members on a weekly basis to keep this initiative at the forefront.

TOTAL FOR THE 2021 FISCAL YEAR: 266

Date Submitted: 2022-04-13

**2) Contribute to relationship building with Indigenous communities - Reconciliation**

Owner: Jeffrey Butt

( Issue: Enhance Public Confidence and Engagement)

| Measure   | From | To | Date       | Target Status-Quarter | Target Status Cumulative |
|---|------|----|------------|-----------------------|--------------------------|
| 1) # of Indigenous cultural awareness or educational initiatives    | 0    | 1  | 2021-06-30 | 0.00                  | 2.00                     |
| 2) # of Public Consultations (Town Halls)                           | 0    | 2  | 2022-03-31 | 2.00                  | 4.00                     |
| 3) # of Media Releases Showcasing RCMP & Partners work in this area | 0    | 4  | 2022-03-31 | 0.00                  | 2.00                     |

Comments:

March was a busy month for community engagement as detailed in the initiative work plan of this objective. In summary: on March 9th, 2022 - Sgt. BUTT and S/Sgt. GILBERT met with Alain Jolly and Dwayne Laboucan of Little Red River Cree Nation. Logistics of policing in JDP were discussed as was an upcoming community meeting in Fox Lake. This meeting took place on the 17th when Cst. Kalen Jensen and Inspector Kim Mueller of IPS met with two band council members at the Fox Lake Satellite Office to discuss the Division (RCMP) Reconciliation Strategy. The meeting was ~ 2 hours in length and provided a great deal of insight into the needs / expectations of the community. On March 18th, Inspector Mueller, S/Sgt. Gilbert, Sgt. Butt and Sgt. Burns of High Level Det. meet with Chief Kipling and a councilor of Beaver First Nation. The reconciliation strategy was shared and his community's desired priorities for the 2022-23 APP outlined.

Date Submitted: 2022-04-13

**3) Enhance Road Safety - Other provincial offences**

Owner: Jeffrey Butt

( Issue: TrafficSafety (motor vehicles, roads))

| Measure   | From | To  | Date       | Target Status-Quarter | Target Status Cumulative |
|---|------|-----|------------|-----------------------|--------------------------|
| 1) # Provincial driving behaviours enforcement                          | 0    | 200 | 2022-04-30 | 86.00                 | 194.00                   |
| 2) # of checkstops / checked vehicles during campaigns (i.e. Op Impact) | 0    | 5   | 2022-01-31 | 0.00                  | 2.00                     |
| 3) # of checkstops outside of dedicated campaigns                       | 0    | 30  | 2022-03-31 | 0.00                  | 1.00                     |

Comments:

The fourth quarter saw some 177 motor vehicle related complaints for the Fort Vermilion RCMP resulting in 29 charge files and 57 files cleared by discretion. Of these, 3 were for stunting, 1 for distracted driving, 7 for speeding, 3 for seatbelts, 1 ALS and the remainder various other contraventions of the motor vehicle act.

No dedicated checkstops took place; however, our SRO resource focused on police visibility in the school area, stopping some 40 vehicles for violations ranging from failing to wear a seatbelt, to distracted driving, to stunting.

Date Submitted: 2022-04-13

**4) Enhance Road Safety**

Owner: Mihai Dragomir

( Issue: TrafficImpaired driving)

| Measure                            | From | To | Date       | Target Status-Quarter | Target Status Cumulative |
|------------------------------------|------|----|------------|-----------------------|--------------------------|
| 1) # of impaired driving education | 0    | 4  | 2022-03-31 | 2.00                  | 3.00                     |

Comments:

During this quarter, Cst. Dragomir attended the Fort Vermilion Public school on two occasions and dedicated an hour during each visit answering questions regarding policing. These interactions included speaking with driving age youth about the dangers of impaired operation of motor vehicles (including ATVs and sleds) and harms of alcohol in general.

**Objective Summary And Progress**

**4) Enhance Road Safety**

Owner: Mihai Dragomir

( Issue: TrafficImpaired driving)

Date Submitted: 2022-04-13

**5) Enhance Waterway Safety**

Owner: Jeffrey Mason

( Issue: SafetyWatercrafts)

| Measure                                     | From | To | Date       | Target Status-Quarter | Target Status Cumulative |
|---|------|----|------------|-----------------------|--------------------------|
| 1) # of patrols during the peak seasons     | 0    | 3  | 2021-09-30 | 0.00                  | 3.00                     |
| 2) # of contacts under the Small Vessel Act | 0    | 50 | 2021-09-30 | 0.00                  | 50.00                    |

Comments:

Given the winter season, no IWT patrols took place this quarter. Patrols will resume in the spring.

Date Submitted: 2022-04-12

**Plan Owner Progress Reportthis is test 1**

HRMIS: 000159540 Name: Jeffrey Butt Rank: Sergeant

Comments:

This past quarter saw a great deal of progress with respect to our community engagement and school based initiatives. Consultations were held with the leadership the Tall Cree First Nation (which was the first such meeting in years), Little Red River Cree Nation and Beaver First Nation. Inspector Mueller attended all meetings and shared the K Division Reconciliation Strategy with attendees. Input with respect to each of these populations was obtained with the intent that APPs will be created for both the Tall Cree and LRRCN CTAs. The two first members of the new LRRCN Satellite office have arrived and have been welcomed into the community of John D'or Prairie. These resources will in turn free-up provincial positions to enhance proactive policing efforts in such areas as drug interdiction and traffic enforcement of Highway 88. Morale is high and the office is well positioned heading into 2022-23!

**Line Officer Quarterly Reviewthis is test 2**

HRMIS: 000043791 Name: Jesse Onaissi Position: WAD Danco

Comments:

With the move towards individual APP's for each FN community it was important that communications with Tall Cree FN took place as this will allows the commander to build this years APP in consideration of their priorities. With the lifting of the pandemic restrictions members will received much need training in areas such as IWT and radar. Although the 2022/23 APP has not been created I anticipate some of the priorities to be carried over. The school based initiatives improved community engagement and further supported crime prevention activities within the region. The majority of benchmarks were met and going forward I would like to see more media releases showcasing the great work the members are doing. J ONAISSI, SGT

I have temporarily exempted this detachment from the Acknowledgement of Consultation process: Yes



## Fort Vermilion Provincial Crime Gauge

2022 vs. 2021  
January to March

### Criminal Code Offences



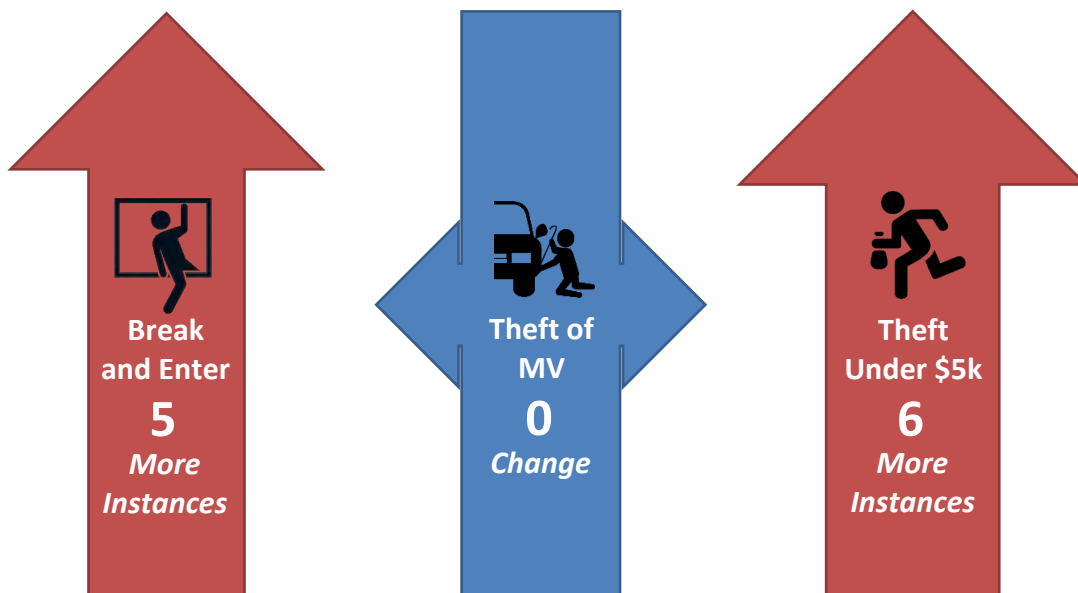
**Total  
Criminal Code  
Offences:**

# 46%

## Increase

When compared to  
January to March, 2021

### Select Property Crime



NOTE: If in both 2020 and 2021 a category had fewer than 20 offences, a percent change is not shown. All numbers without a '%' beside them represent counts.



## WAD Provincial Crime Gauge

2022 vs. 2021  
January to March

### Criminal Code Offences



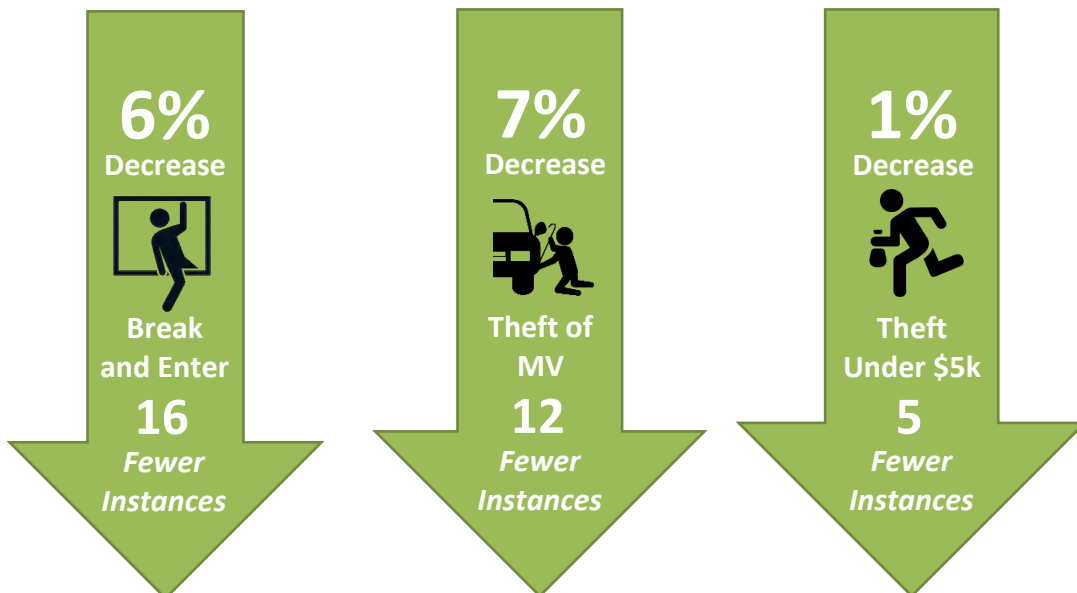
**Total  
Criminal Code  
Offences:**

**<1%**

**Decrease**

When compared to  
January to March, 2021

### Select Property Crime







## Fort Vermilion Provincial Detachment Crime Statistics (Actual) January to March: 2018 - 2022

All categories contain "Attempted" and/or "Completed"

Wednesday, April 6, 2022

| CATEGORY                         | Trend | 2018       | 2019       | 2020       | 2021       | 2022       | % Change<br>2018 - 2022 | % Change<br>2021 - 2022 | Avg File +/-<br>per Year |
|----------------------------------|-------|------------|------------|------------|------------|------------|-------------------------|-------------------------|--------------------------|
| Offences Related to Death        |       | 0          | 1          | 1          | 0          | 0          | N/A                     | N/A                     | -0.1                     |
| Robbery                          |       | 0          | 0          | 0          | 2          | 0          | N/A                     | -100%                   | 0.2                      |
| Sexual Assaults                  |       | 8          | 7          | 7          | 5          | 8          | 0%                      | 60%                     | -0.2                     |
| Other Sexual Offences            |       | 2          | 2          | 9          | 6          | 7          | 250%                    | 17%                     | 1.4                      |
| Assault                          |       | 93         | 118        | 73         | 61         | 102        | 10%                     | 67%                     | -3.9                     |
| Kidnapping/Hostage/Abduction     |       | 1          | 3          | 0          | 1          | 1          | 0%                      | 0%                      | -0.2                     |
| Extortion                        |       | 1          | 1          | 0          | 0          | 0          | -100%                   | N/A                     | -0.3                     |
| Criminal Harassment              |       | 2          | 3          | 3          | 2          | 3          | 50%                     | 50%                     | 0.1                      |
| Uttering Threats                 |       | 26         | 22         | 24         | 9          | 16         | -38%                    | 78%                     | -3.3                     |
| <b>TOTAL PERSONS</b>             |       | <b>133</b> | <b>157</b> | <b>117</b> | <b>86</b>  | <b>137</b> | <b>3%</b>               | <b>59%</b>              | <b>-6.3</b>              |
| Break & Enter                    |       | 4          | 4          | 9          | 5          | 10         | 150%                    | 100%                    | 1.3                      |
| Theft of Motor Vehicle           |       | 6          | 10         | 10         | 6          | 6          | 0%                      | 0%                      | -0.4                     |
| Theft Over \$5,000               |       | 0          | 0          | 1          | 0          | 2          | N/A                     | N/A                     | 0.4                      |
| Theft Under \$5,000              |       | 13         | 14         | 13         | 5          | 11         | -15%                    | 120%                    | -1.3                     |
| Possn Stn Goods                  |       | 0          | 0          | 5          | 6          | 0          | N/A                     | -100%                   | 0.6                      |
| Fraud                            |       | 5          | 10         | 7          | 8          | 6          | 20%                     | -25%                    | 0.0                      |
| Arson                            |       | 2          | 3          | 2          | 3          | 1          | -50%                    | -67%                    | -0.2                     |
| Mischief - Damage To Property    |       | 0          | 0          | 17         | 22         | 33         | N/A                     | 50%                     | 8.8                      |
| Mischief - Other                 |       | 88         | 105        | 80         | 57         | 83         | -6%                     | 46%                     | -5.8                     |
| <b>TOTAL PROPERTY</b>            |       | <b>118</b> | <b>146</b> | <b>144</b> | <b>112</b> | <b>152</b> | <b>29%</b>              | <b>36%</b>              | <b>3.4</b>               |
| Offensive Weapons                |       | 22         | 14         | 4          | 2          | 7          | -68%                    | 250%                    | -4.2                     |
| Disturbing the peace             |       | 17         | 18         | 16         | 20         | 26         | 53%                     | 30%                     | 2.0                      |
| Fail to Comply & Breaches        |       | 125        | 148        | 60         | 44         | 63         | -50%                    | 43%                     | -22.8                    |
| <b>OTHER CRIMINAL CODE</b>       |       | <b>2</b>   | <b>11</b>  | <b>3</b>   | <b>8</b>   | <b>13</b>  | <b>550%</b>             | <b>63%</b>              | <b>1.9</b>               |
| <b>TOTAL OTHER CRIMINAL CODE</b> |       | <b>166</b> | <b>191</b> | <b>83</b>  | <b>74</b>  | <b>109</b> | <b>-34%</b>             | <b>47%</b>              | <b>-23.1</b>             |
| <b>TOTAL CRIMINAL CODE</b>       |       | <b>417</b> | <b>494</b> | <b>344</b> | <b>272</b> | <b>398</b> | <b>-5%</b>              | <b>46%</b>              | <b>-26.0</b>             |



## Fort Vermilion Provincial Detachment Crime Statistics (Actual) January to March: 2018 - 2022

All categories contain "Attempted" and/or "Completed"

Wednesday, April 6, 2022

| CATEGORY                               | Trend | 2018       | 2019       | 2020       | 2021       | 2022       | % Change<br>2018 - 2022 | % Change<br>2021 - 2022 | Avg File +/-<br>per Year |
|--|-------|------------|------------|------------|------------|------------|-------------------------|-------------------------|--------------------------|
| Drug Enforcement - Production          |       | 0          | 0          | 0          | 0          | 0          | N/A                     | N/A                     | 0.0                      |
| Drug Enforcement - Possession          |       | 5          | 0          | 1          | 1          | 0          | -100%                   | -100%                   | -0.9                     |
| Drug Enforcement - Trafficking         |       | 1          | 0          | 0          | 4          | 0          | -100%                   | -100%                   | 0.2                      |
| Drug Enforcement - Other               |       | 0          | 0          | 0          | 1          | 0          | N/A                     | -100%                   | 0.1                      |
| <b>Total Drugs</b>                     |       | <b>6</b>   | <b>0</b>   | <b>1</b>   | <b>6</b>   | <b>0</b>   | <b>-100%</b>            | <b>-100%</b>            | <b>-0.6</b>              |
| Cannabis Enforcement                   |       | 0          | 0          | 0          | 0          | 0          | N/A                     | N/A                     | 0.0                      |
| Federal - General                      |       | 15         | 2          | 0          | 3          | 1          | -93%                    | -67%                    | -2.7                     |
| <b>TOTAL FEDERAL</b>                   |       | <b>21</b>  | <b>2</b>   | <b>1</b>   | <b>9</b>   | <b>1</b>   | <b>-95%</b>             | <b>-89%</b>             | <b>-3.3</b>              |
| Liquor Act                             |       | 12         | 18         | 8          | 16         | 12         | 0%                      | -25%                    | -0.2                     |
| Cannabis Act                           |       | 0          | 0          | 0          | 2          | 0          | N/A                     | -100%                   | 0.2                      |
| Mental Health Act                      |       | 28         | 32         | 27         | 36         | 22         | -21%                    | -39%                    | -0.8                     |
| Other Provincial Stats                 |       | 44         | 54         | 43         | 76         | 56         | 27%                     | -26%                    | 4.6                      |
| <b>Total Provincial Stats</b>          |       | <b>84</b>  | <b>104</b> | <b>78</b>  | <b>130</b> | <b>90</b>  | <b>7%</b>               | <b>-31%</b>             | <b>3.8</b>               |
| Municipal By-laws Traffic              |       | 1          | 2          | 1          | 0          | 1          | 0%                      | N/A                     | -0.2                     |
| Municipal By-laws                      |       | 4          | 4          | 1          | 1          | 0          | -100%                   | -100%                   | -1.1                     |
| <b>Total Municipal</b>                 |       | <b>5</b>   | <b>6</b>   | <b>2</b>   | <b>1</b>   | <b>1</b>   | <b>-80%</b>             | <b>0%</b>               | <b>-1.3</b>              |
| Fatals                                 |       | 0          | 0          | 0          | 0          | 0          | N/A                     | N/A                     | 0.0                      |
| Injury MVC                             |       | 5          | 8          | 7          | 7          | 6          | 20%                     | -14%                    | 0.1                      |
| Property Damage MVC (Reportable)       |       | 46         | 44         | 36         | 24         | 57         | 24%                     | 138%                    | 0.2                      |
| Property Damage MVC (Non Reportable)   |       | 15         | 10         | 5          | 10         | 5          | -67%                    | -50%                    | -2.0                     |
| <b>TOTAL MVC</b>                       |       | <b>66</b>  | <b>62</b>  | <b>48</b>  | <b>41</b>  | <b>68</b>  | <b>3%</b>               | <b>66%</b>              | <b>-1.7</b>              |
| Roadside Suspension - Alcohol (Prov)   |       | N/A        | N/A        | N/A        | N/A        | N/A        | N/A                     | N/A                     | N/A                      |
| Roadside Suspension - Drugs (Prov)     |       | N/A        | N/A        | N/A        | N/A        | N/A        | N/A                     | N/A                     | N/A                      |
| <b>Total Provincial Traffic</b>        |       | <b>122</b> | <b>229</b> | <b>106</b> | <b>146</b> | <b>174</b> | <b>43%</b>              | <b>19%</b>              | <b>2.1</b>               |
| <b>Other Traffic</b>                   |       | <b>18</b>  | <b>28</b>  | <b>7</b>   | <b>6</b>   | <b>2</b>   | <b>-89%</b>             | <b>-67%</b>             | <b>-5.4</b>              |
| <b>Criminal Code Traffic</b>           |       | <b>29</b>  | <b>77</b>  | <b>43</b>  | <b>37</b>  | <b>13</b>  | <b>-55%</b>             | <b>-65%</b>             | <b>-7.2</b>              |
| <b>Common Police Activities</b>        |       |            |            |            |            |            |                         |                         |                          |
| False Alarms                           |       | 21         | 6          | 4          | 2          | 15         | -29%                    | 650%                    | -1.6                     |
| False/Abandoned 911 Call and 911 Act   |       | 20         | 35         | 30         | 24         | 29         | 45%                     | 21%                     | 0.7                      |
| Suspicious Person/Vehicle/Property     |       | 6          | 1          | 4          | 16         | 12         | 100%                    | -25%                    | 2.7                      |
| Persons Reported Missing               |       | 9          | 6          | 9          | 3          | 2          | -78%                    | -33%                    | -1.7                     |
| Search Warrants                        |       | 1          | 1          | 1          | 0          | 0          | -100%                   | N/A                     | -0.3                     |
| Spousal Abuse - Survey Code (Reported) |       | 51         | 69         | 48         | 36         | 61         | 20%                     | 69%                     | -1.3                     |
| Form 10 (MHA) (Reported)               |       | 0          | 0          | 2          | 1          | 3          | N/A                     | 200%                    | 0.7                      |



## Fort Vermilion Provincial Detachment Crime Statistics (Actual) March: 2018 - 2022

All categories contain "Attempted" and/or "Completed"

Wednesday, April 6, 2022

| CATEGORY                         | Trend | 2018       | 2019       | 2020      | 2021      | 2022       | % Change<br>2018 - 2022 | % Change<br>2021 - 2022 | Avg File +/-<br>per Year |
|----------------------------------|-------|------------|------------|-----------|-----------|------------|-------------------------|-------------------------|--------------------------|
| Offences Related to Death        |       | 0          | 1          | 0         | 0         | 0          | N/A                     | N/A                     | -0.1                     |
| Robbery                          |       | 0          | 0          | 0         | 0         | 0          | N/A                     | N/A                     | 0.0                      |
| Sexual Assaults                  |       | 3          | 3          | 1         | 0         | 0          | -100%                   | N/A                     | -0.9                     |
| Other Sexual Offences            |       | 1          | 1          | 1         | 3         | 0          | -100%                   | -100%                   | 0.0                      |
| Assault                          |       | 24         | 42         | 15        | 15        | 33         | 38%                     | 120%                    | -0.9                     |
| Kidnapping/Hostage/Abduction     |       | 0          | 1          | 0         | 1         | 0          | N/A                     | -100%                   | 0.0                      |
| Extortion                        |       | 0          | 0          | 0         | 0         | 0          | N/A                     | N/A                     | 0.0                      |
| Criminal Harassment              |       | 0          | 1          | 2         | 1         | 1          | N/A                     | 0%                      | 0.2                      |
| Uttering Threats                 |       | 3          | 9          | 2         | 4         | 4          | 33%                     | 0%                      | -0.3                     |
| <b>TOTAL PERSONS</b>             |       | <b>31</b>  | <b>58</b>  | <b>21</b> | <b>24</b> | <b>38</b>  | <b>23%</b>              | <b>58%</b>              | <b>-2.0</b>              |
| Break & Enter                    |       | 1          | 2          | 3         | 1         | 2          | 100%                    | 100%                    | 0.1                      |
| Theft of Motor Vehicle           |       | 1          | 3          | 3         | 1         | 2          | 100%                    | 100%                    | 0.0                      |
| Theft Over \$5,000               |       | 0          | 0          | 0         | 0         | 0          | N/A                     | N/A                     | 0.0                      |
| Theft Under \$5,000              |       | 1          | 5          | 3         | 2         | 4          | 300%                    | 100%                    | 0.3                      |
| Possn Stn Goods                  |       | 0          | 0          | 0         | 4         | 0          | N/A                     | -100%                   | 0.4                      |
| Fraud                            |       | 2          | 2          | 2         | 0         | 3          | 50%                     | N/A                     | 0.0                      |
| Arson                            |       | 2          | 1          | 1         | 1         | 0          | -100%                   | -100%                   | -0.4                     |
| Mischief - Damage To Property    |       | 0          | 0          | 7         | 7         | 15         | N/A                     | 114%                    | 3.7                      |
| Mischief - Other                 |       | 35         | 47         | 29        | 16        | 31         | -11%                    | 94%                     | -3.9                     |
| <b>TOTAL PROPERTY</b>            |       | <b>42</b>  | <b>60</b>  | <b>48</b> | <b>32</b> | <b>57</b>  | <b>36%</b>              | <b>78%</b>              | <b>0.2</b>               |
| Offensive Weapons                |       | 2          | 1          | 1         | 0         | 2          | 0%                      | N/A                     | -0.1                     |
| Disturbing the peace             |       | 7          | 8          | 4         | 5         | 15         | 114%                    | 200%                    | 1.3                      |
| Fail to Comply & Breaches        |       | 45         | 47         | 19        | 8         | 8          | -82%                    | 0%                      | -11.3                    |
| <b>OTHER CRIMINAL CODE</b>       |       | <b>0</b>   | <b>5</b>   | <b>0</b>  | <b>3</b>  | <b>1</b>   | <b>N/A</b>              | <b>-67%</b>             | <b>0.0</b>               |
| <b>TOTAL OTHER CRIMINAL CODE</b> |       | <b>54</b>  | <b>61</b>  | <b>24</b> | <b>16</b> | <b>26</b>  | <b>-52%</b>             | <b>63%</b>              | <b>-10.1</b>             |
| <b>TOTAL CRIMINAL CODE</b>       |       | <b>127</b> | <b>179</b> | <b>93</b> | <b>72</b> | <b>121</b> | <b>-5%</b>              | <b>68%</b>              | <b>-11.9</b>             |



## Fort Vermilion Provincial Detachment Crime Statistics (Actual) March: 2018 - 2022

All categories contain "Attempted" and/or "Completed"

Wednesday, April 6, 2022

| CATEGORY                               | Trend | 2018      | 2019      | 2020      | 2021      | 2022      | % Change<br>2018 - 2022 | % Change<br>2021 - 2022 | Avg File +/-<br>per Year |
|--|-------|-----------|-----------|-----------|-----------|-----------|-------------------------|-------------------------|--------------------------|
| Drug Enforcement - Production          |       | 0         | 0         | 0         | 0         | 0         | N/A                     | N/A                     | 0.0                      |
| Drug Enforcement - Possession          |       | 0         | 0         | 0         | 1         | 0         | N/A                     | -100%                   | 0.1                      |
| Drug Enforcement - Trafficking         |       | 1         | 0         | 0         | 1         | 0         | -100%                   | -100%                   | -0.1                     |
| Drug Enforcement - Other               |       | 0         | 0         | 0         | 0         | 0         | N/A                     | N/A                     | 0.0                      |
| <b>Total Drugs</b>                     |       | <b>1</b>  | <b>0</b>  | <b>0</b>  | <b>2</b>  | <b>0</b>  | <b>-100%</b>            | <b>-100%</b>            | <b>0.0</b>               |
| Cannabis Enforcement                   |       | 0         | 0         | 0         | 0         | 0         | N/A                     | N/A                     | 0.0                      |
| Federal - General                      |       | 1         | 1         | 0         | 2         | 0         | -100%                   | -100%                   | -0.1                     |
| <b>TOTAL FEDERAL</b>                   |       | <b>2</b>  | <b>1</b>  | <b>0</b>  | <b>4</b>  | <b>0</b>  | <b>-100%</b>            | <b>-100%</b>            | <b>-0.1</b>              |
| Liquor Act                             |       | 5         | 6         | 4         | 1         | 7         | 40%                     | 600%                    | -0.1                     |
| Cannabis Act                           |       | 0         | 0         | 0         | 0         | 0         | N/A                     | N/A                     | 0.0                      |
| Mental Health Act                      |       | 8         | 10        | 11        | 11        | 8         | 0%                      | -27%                    | 0.1                      |
| Other Provincial Stats                 |       | 17        | 16        | 19        | 41        | 28        | 65%                     | -32%                    | 4.7                      |
| <b>Total Provincial Stats</b>          |       | <b>30</b> | <b>32</b> | <b>34</b> | <b>53</b> | <b>43</b> | <b>43%</b>              | <b>-19%</b>             | <b>4.7</b>               |
| Municipal By-laws Traffic              |       | 1         | 1         | 0         | 0         | 1         | 0%                      | N/A                     | -0.1                     |
| Municipal By-laws                      |       | 2         | 4         | 0         | 1         | 0         | -100%                   | -100%                   | -0.7                     |
| <b>Total Municipal</b>                 |       | <b>3</b>  | <b>5</b>  | <b>0</b>  | <b>1</b>  | <b>1</b>  | <b>-67%</b>             | <b>0%</b>               | <b>-0.8</b>              |
| Fatals                                 |       | 0         | 0         | 0         | 0         | 0         | N/A                     | N/A                     | 0.0                      |
| Injury MVC                             |       | 2         | 3         | 2         | 3         | 2         | 0%                      | -33%                    | 0.0                      |
| Property Damage MVC (Reportable)       |       | 4         | 9         | 5         | 6         | 17        | 325%                    | 183%                    | 2.3                      |
| Property Damage MVC (Non Reportable)   |       | 2         | 3         | 1         | 1         | 1         | -50%                    | 0%                      | -0.4                     |
| <b>TOTAL MVC</b>                       |       | <b>8</b>  | <b>15</b> | <b>8</b>  | <b>10</b> | <b>20</b> | <b>150%</b>             | <b>100%</b>             | <b>1.9</b>               |
| Roadside Suspension - Alcohol (Prov)   |       | N/A       | N/A       | N/A       | N/A       | N/A       | N/A                     | N/A                     | N/A                      |
| Roadside Suspension - Drugs (Prov)     |       | N/A       | N/A       | N/A       | N/A       | N/A       | N/A                     | N/A                     | N/A                      |
| <b>Total Provincial Traffic</b>        |       | <b>61</b> | <b>80</b> | <b>33</b> | <b>71</b> | <b>43</b> | <b>-30%</b>             | <b>-39%</b>             | <b>-4.5</b>              |
| <b>Other Traffic</b>                   |       | <b>5</b>  | <b>8</b>  | <b>3</b>  | <b>0</b>  | <b>0</b>  | <b>-100%</b>            | <b>N/A</b>              | <b>-1.8</b>              |
| <b>Criminal Code Traffic</b>           |       | <b>15</b> | <b>25</b> | <b>19</b> | <b>10</b> | <b>7</b>  | <b>-53%</b>             | <b>-30%</b>             | <b>-3.1</b>              |
| <b>Common Police Activities</b>        |       |           |           |           |           |           |                         |                         |                          |
| False Alarms                           |       | 7         | 3         | 1         | 0         | 9         | 29%                     | N/A                     | 0.1                      |
| False/Abandoned 911 Call and 911 Act   |       | 6         | 10        | 10        | 10        | 8         | 33%                     | -20%                    | 0.4                      |
| Suspicious Person/Vehicle/Property     |       | 3         | 0         | 2         | 6         | 5         | 67%                     | -17%                    | 1.0                      |
| Persons Reported Missing               |       | 1         | 3         | 5         | 2         | 1         | 0%                      | -50%                    | -0.1                     |
| Search Warrants                        |       | 0         | 0         | 0         | 0         | 0         | N/A                     | N/A                     | 0.0                      |
| Spousal Abuse - Survey Code (Reported) |       | 19        | 27        | 9         | 10        | 12        | -37%                    | 20%                     | -3.1                     |
| Form 10 (MHA) (Reported)               |       | 0         | 0         | 1         | 0         | 0         | N/A                     | N/A                     | 0.0                      |



## Fort Vermilion Provincial Detachment Crime Statistics (Actual) January to March: 2018 - 2022

All categories contain "Attempted" and/or "Completed"

Wednesday, April 6, 2022

| Category                                      | Trend | 2018 | 2019 | 2020 | 2021 | 2022 | FLAG        |
|---|-------|------|------|------|------|------|-------------|
| <b>Theft Motor Vehicle (Total)</b>            |       | 6    | 10   | 10   | 6    | 6    | Within Norm |
| Auto  |       | 0    | 1    | 0    | 0    | 0    | Within Norm |
| Truck   |       | 2    | 0    | 2    | 1    | 1    | Within Norm |
| SUV   |       | 0    | 0    | 0    | 0    | 0    | Within Norm |
| Van   |       | 0    | 0    | 0    | 0    | 0    | Within Norm |
| Motorcycle                                    |       | 0    | 0    | 0    | 0    | 0    | Within Norm |
| Other   |       | 1    | 1    | 3    | 2    | 1    | Within Norm |
| Take Auto without Consent                     |       | 3    | 8    | 5    | 3    | 4    | Within Norm |
| <b>Break and Enter (Total)*</b>               |       | 4    | 4    | 9    | 5    | 10   | Issue       |
| Business                                      |       | 0    | 1    | 1    | 2    | 4    | Issue       |
| Residence                                     |       | 2    | 1    | 6    | 2    | 4    | Within Norm |
| Cottage or Seasonal Residence                 |       | 1    | 1    | 1    | 0    | 0    | Within Norm |
| Other   |       | 0    | 0    | 0    | 0    | 0    | Within Norm |
| <b>Theft Over &amp; Under \$5,000 (Total)</b> |       | 13   | 14   | 14   | 5    | 13   | Within Norm |
| Theft from a motor vehicle                    |       | 2    | 0    | 2    | 3    | 0    | Within Norm |
| Shoplifting                                   |       | 1    | 1    | 1    | 0    | 3    | Issue       |
| Mail Theft (includes all Mail offences)       |       | 0    | 0    | 0    | 0    | 0    | Within Norm |
| Theft of bicycle                              |       | 0    | 0    | 0    | 0    | 0    | Within Norm |
| Other Theft                                   |       | 10   | 13   | 11   | 2    | 10   | Within Norm |

|                                      |  |     |     |    |    |     |             |
|--------------------------------------|--|-----|-----|----|----|-----|-------------|
| Mischief To Property                 |  | 88  | 105 | 97 | 79 | 116 | Issue       |
| Suspicious Person/ Vehicle/ Property |  | 6   | 1   | 4  | 16 | 12  | Within Norm |
| Fail to Comply/Breach                |  | 125 | 148 | 60 | 44 | 63  | Within Norm |
| Wellbeing Check                      |  | 8   | 14  | 20 | 20 | 32  | Issue       |
| Mental Health Act                    |  | 28  | 32  | 27 | 36 | 22  | Within Norm |
| False Alarms                         |  | 21  | 6   | 4  | 2  | 15  | Within Norm |

| Traffic  | Trend | 2018 | 2019 | 2020 | 2021 | 2022 | FLAG        |
|--|-------|------|------|------|------|------|-------------|
| Roadside Suspensions - alcohol related - No grounds to charge* |       | 10   | 5    | 3    | 2    | 1    | Within Norm |
| Occupant Restraint/Seatbelt Violations*                        |       | 2    | 10   | 0    | 9    | 8    | Within Norm |
| Speeding Violations*   |       | 31   | 22   | 7    | 27   | 14   | Within Norm |
| Intersection Related Violations*                               |       | 2    | 12   | 2    | 6    | 9    | Within Norm |
| Other Non-Moving Violation*                                    |       | 49   | 94   | 49   | 50   | 87   | Issue       |
| Pursuits**   |       | 0    | 0    | 0    | 0    | 0    | Within Norm |
| Other CC Traffic**   |       | 5    | 8    | 4    | 1    | 1    | Within Norm |

\*\*Actual" \*\*\*Reported"

Categories flagged with "Issue" only indicate that the current number of offences are higher the statistical norm based on previous years.



### Fort Vermilion Provincial Detachment - Break and Enters (includes unlawfully in a dwelling place)

All categories contain "Attempted" and/or "Completed"

Wednesday, April 6, 2022

| 2021                    |      |      |      |     |     |     |     |     |     |     |     |     |
|-------------------------|------|------|------|-----|-----|-----|-----|-----|-----|-----|-----|-----|
| Month                   | Jan  | Feb  | Mar  | Apr | May | Jun | Jul | Aug | Sep | Oct | Nov | Dec |
| Actuals                 | 2    | 2    | 1    | 0   | 1   | 4   | 4   | 3   | 0   | 3   | 2   | 2   |
| Running Total           | 2    | 4    | 5    | 5   | 6   | 10  | 14  | 17  | 17  | 20  | 22  | 24  |
| Quarter                 | 5    |      |      | 5   |     |     | 7   |     |     | 7   |     |     |
| 2022                    |      |      |      |     |     |     |     |     |     |     |     |     |
| Month                   | Jan  | Feb  | Mar  | Apr | May | Jun | Jul | Aug | Sep | Oct | Nov | Dec |
| Actuals                 | 6    | 2    | 2    |     |     |     |     |     |     |     |     |     |
| Running Total           | 6    | 8    | 10   |     |     |     |     |     |     |     |     |     |
| Quarter                 | 10   |      |      | TBD |     |     | TBD |     |     | TBD |     |     |
| Year over Year % Change | 200% | 100% | 100% |     |     |     |     |     |     |     |     |     |

### Fort Vermilion Provincial Detachment - Theft of Motor Vehicles (includes taking without consent)

All categories contain "Attempted" and/or "Completed"

Wednesday, April 6, 2022

| 2021                    |      |      |     |     |     |     |     |     |     |     |     |     |
|-------------------------|------|------|-----|-----|-----|-----|-----|-----|-----|-----|-----|-----|
| Month                   | Jan  | Feb  | Mar | Apr | May | Jun | Jul | Aug | Sep | Oct | Nov | Dec |
| Actuals                 | 5    | 0    | 1   | 3   | 2   | 5   | 2   | 2   | 1   | 2   | 2   | 4   |
| Running Total           | 5    | 5    | 6   | 9   | 11  | 16  | 18  | 20  | 21  | 23  | 25  | 29  |
| Quarter                 | 6    |      |     | 10  |     |     | 5   |     |     | 8   |     |     |
| 2022                    |      |      |     |     |     |     |     |     |     |     |     |     |
| Month                   | Jan  | Feb  | Mar | Apr | May | Jun | Jul | Aug | Sep | Oct | Nov | Dec |
| Actuals                 | 2    | 2    | 2   |     |     |     |     |     |     |     |     |     |
| Running Total           | 2    | 4    | 6   |     |     |     |     |     |     |     |     |     |
| Quarter                 | 6    |      |     | TBD |     |     | TBD |     |     | TBD |     |     |
| Year over Year % Change | -60% | -20% | 0%  |     |     |     |     |     |     |     |     |     |



## Fort Vermilion Provincial Detachment - Theft Under \$5,000

All categories contain "Attempted" and/or "Completed"

Wednesday, April 6, 2022

| 2021                    |      |      |      |     |     |     |     |     |     |     |     |     |
|-------------------------|------|------|------|-----|-----|-----|-----|-----|-----|-----|-----|-----|
| Month                   | Jan  | Feb  | Mar  | Apr | May | Jun | Jul | Aug | Sep | Oct | Nov | Dec |
| Actuals                 | 3    | 0    | 2    | 2   | 1   | 1   | 1   | 6   | 2   | 3   | 2   | 2   |
| Running Total           | 3    | 3    | 5    | 7   | 8   | 9   | 10  | 16  | 18  | 21  | 23  | 25  |
| Quarter                 | 5    |      |      | 4   |     |     | 9   |     |     | 7   |     |     |
| 2022                    |      |      |      |     |     |     |     |     |     |     |     |     |
| Month                   | Jan  | Feb  | Mar  | Apr | May | Jun | Jul | Aug | Sep | Oct | Nov | Dec |
| Actuals                 | 1    | 6    | 4    |     |     |     |     |     |     |     |     |     |
| Running Total           | 1    | 7    | 11   |     |     |     |     |     |     |     |     |     |
| Quarter                 | 11   |      |      | TBD |     |     | TBD |     |     | TBD |     |     |
| Year over Year % Change | -67% | 133% | 120% |     |     |     |     |     |     |     |     |     |

## Fort Vermilion Provincial Detachment - Theft from Motor Vehicles

All categories contain "Attempted" and/or "Completed"

Wednesday, April 6, 2022

| 2021                    |       |       |       |     |     |     |     |     |     |     |     |     |
|-------------------------|-------|-------|-------|-----|-----|-----|-----|-----|-----|-----|-----|-----|
| Month                   | Jan   | Feb   | Mar   | Apr | May | Jun | Jul | Aug | Sep | Oct | Nov | Dec |
| Actuals                 | 2     | 0     | 1     | 0   | 1   | 0   | 0   | 0   | 0   | 1   | 1   | 0   |
| Running Total           | 2     | 2     | 3     | 3   | 4   | 4   | 4   | 4   | 4   | 5   | 6   | 6   |
| Quarter                 | 3     |       |       | 1   |     |     | 0   |     |     | 2   |     |     |
| 2022                    |       |       |       |     |     |     |     |     |     |     |     |     |
| Month                   | Jan   | Feb   | Mar   | Apr | May | Jun | Jul | Aug | Sep | Oct | Nov | Dec |
| Actuals                 | 0     | 0     | 0     |     |     |     |     |     |     |     |     |     |
| Running Total           | 0     | 0     | 0     |     |     |     |     |     |     |     |     |     |
| Quarter                 | 0     |       |       | TBD |     |     | TBD |     |     | TBD |     |     |
| Year over Year % Change | -100% | -100% | -100% |     |     |     |     |     |     |     |     |     |



## Fort Vermilion Provincial Crime Gauge

2022 vs. 2021  
January to March

### Criminal Code Offences



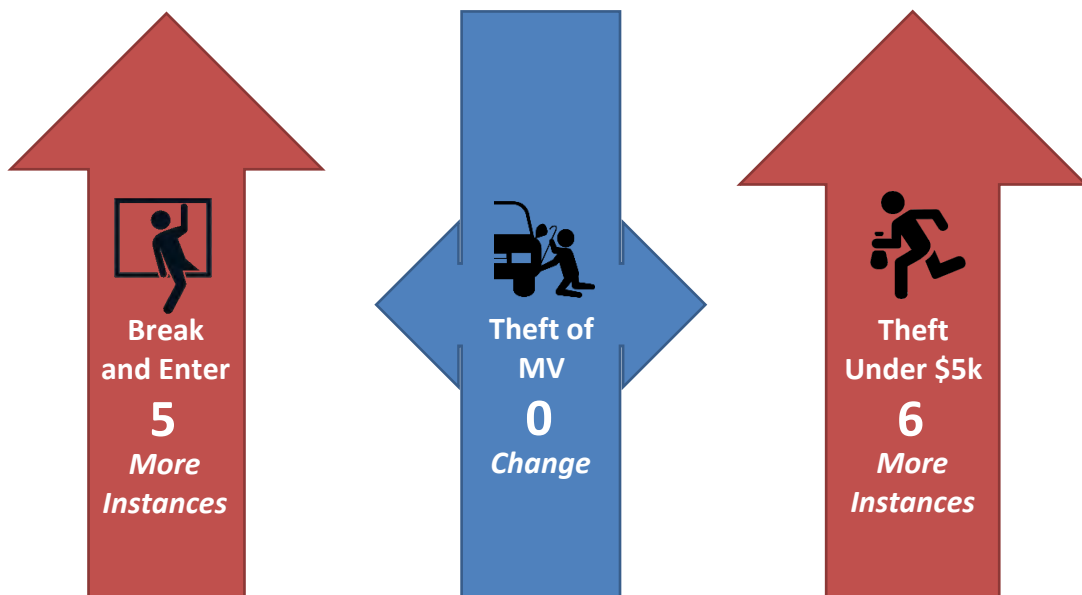
**Total  
Criminal Code  
Offences:**

**46%**

**Increase**

When compared to  
January to March, 2021

### Select Property Crime



NOTE: If in both 2020 and 2021 a category had fewer than 20 offences, a percent change is not shown. All numbers without a '%' beside them represent counts.





## WAD Provincial Crime Gauge

2022 vs. 2021  
January to March

### Criminal Code Offences



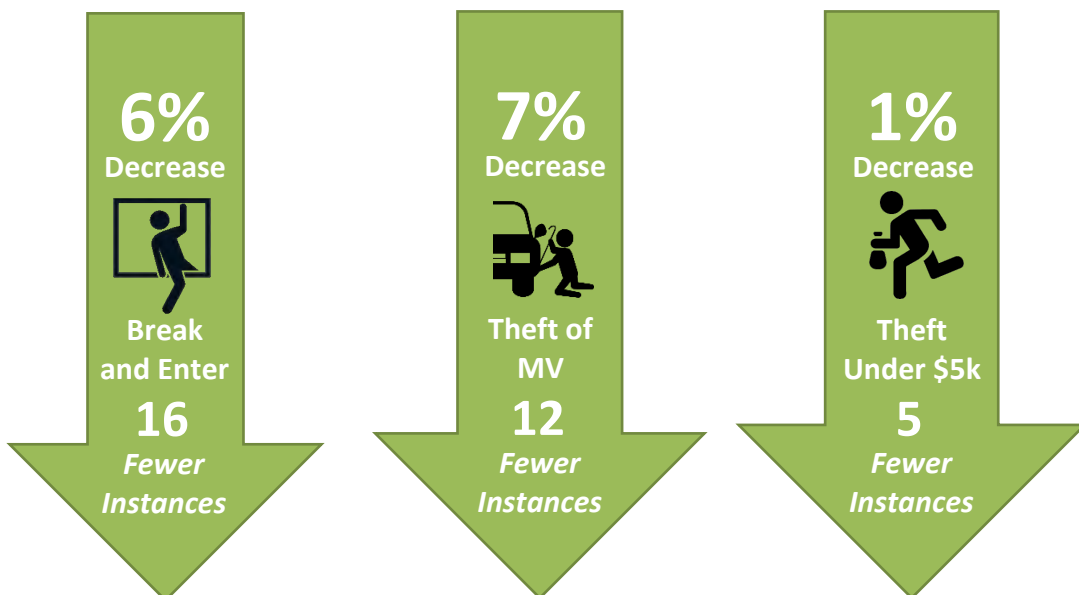
**Total  
Criminal Code  
Offences:**

**<1%**

**Decrease**

When compared to  
January to March, 2021

### Select Property Crime





## Fort Vermilion Provincial Detachment Crime Statistics (Actual) January to March: 2018 - 2022

All categories contain "Attempted" and/or "Completed"

Wednesday, April 6, 2022

| CATEGORY                         | Trend | 2018       | 2019       | 2020       | 2021       | 2022       | % Change<br>2018 - 2022 | % Change<br>2021 - 2022 | Avg File +/-<br>per Year |
|----------------------------------|-------|------------|------------|------------|------------|------------|-------------------------|-------------------------|--------------------------|
| Offences Related to Death        |       | 0          | 1          | 1          | 0          | 0          | N/A                     | N/A                     | -0.1                     |
| Robbery                          |       | 0          | 0          | 0          | 2          | 0          | N/A                     | -100%                   | 0.2                      |
| Sexual Assaults                  |       | 8          | 7          | 7          | 5          | 8          | 0%                      | 60%                     | -0.2                     |
| Other Sexual Offences            |       | 2          | 2          | 9          | 6          | 7          | 250%                    | 17%                     | 1.4                      |
| Assault                          |       | 93         | 118        | 73         | 61         | 102        | 10%                     | 67%                     | -3.9                     |
| Kidnapping/Hostage/Abduction     |       | 1          | 3          | 0          | 1          | 1          | 0%                      | 0%                      | -0.2                     |
| Extortion                        |       | 1          | 1          | 0          | 0          | 0          | -100%                   | N/A                     | -0.3                     |
| Criminal Harassment              |       | 2          | 3          | 3          | 2          | 3          | 50%                     | 50%                     | 0.1                      |
| Uttering Threats                 |       | 26         | 22         | 24         | 9          | 16         | -38%                    | 78%                     | -3.3                     |
| <b>TOTAL PERSONS</b>             |       | <b>133</b> | <b>157</b> | <b>117</b> | <b>86</b>  | <b>137</b> | <b>3%</b>               | <b>59%</b>              | <b>-6.3</b>              |
| Break & Enter                    |       | 4          | 4          | 9          | 5          | 10         | 150%                    | 100%                    | 1.3                      |
| Theft of Motor Vehicle           |       | 6          | 10         | 10         | 6          | 6          | 0%                      | 0%                      | -0.4                     |
| Theft Over \$5,000               |       | 0          | 0          | 1          | 0          | 2          | N/A                     | N/A                     | 0.4                      |
| Theft Under \$5,000              |       | 13         | 14         | 13         | 5          | 11         | -15%                    | 120%                    | -1.3                     |
| Possn Stn Goods                  |       | 0          | 0          | 5          | 6          | 0          | N/A                     | -100%                   | 0.6                      |
| Fraud                            |       | 5          | 10         | 7          | 8          | 6          | 20%                     | -25%                    | 0.0                      |
| Arson                            |       | 2          | 3          | 2          | 3          | 1          | -50%                    | -67%                    | -0.2                     |
| Mischief - Damage To Property    |       | 0          | 0          | 17         | 22         | 33         | N/A                     | 50%                     | 8.8                      |
| Mischief - Other                 |       | 88         | 105        | 80         | 57         | 83         | -6%                     | 46%                     | -5.8                     |
| <b>TOTAL PROPERTY</b>            |       | <b>118</b> | <b>146</b> | <b>144</b> | <b>112</b> | <b>152</b> | <b>29%</b>              | <b>36%</b>              | <b>3.4</b>               |
| Offensive Weapons                |       | 22         | 14         | 4          | 2          | 7          | -68%                    | 250%                    | -4.2                     |
| Disturbing the peace             |       | 17         | 18         | 16         | 20         | 26         | 53%                     | 30%                     | 2.0                      |
| Fail to Comply & Breaches        |       | 125        | 148        | 60         | 44         | 63         | -50%                    | 43%                     | -22.8                    |
| <b>OTHER CRIMINAL CODE</b>       |       | <b>2</b>   | <b>11</b>  | <b>3</b>   | <b>8</b>   | <b>13</b>  | <b>550%</b>             | <b>63%</b>              | <b>1.9</b>               |
| <b>TOTAL OTHER CRIMINAL CODE</b> |       | <b>166</b> | <b>191</b> | <b>83</b>  | <b>74</b>  | <b>109</b> | <b>-34%</b>             | <b>47%</b>              | <b>-23.1</b>             |
| <b>TOTAL CRIMINAL CODE</b>       |       | <b>417</b> | <b>494</b> | <b>344</b> | <b>272</b> | <b>398</b> | <b>-5%</b>              | <b>46%</b>              | <b>-26.0</b>             |



## Fort Vermilion Provincial Detachment Crime Statistics (Actual) January to March: 2018 - 2022

All categories contain "Attempted" and/or "Completed"

Wednesday, April 6, 2022

| CATEGORY                               | Trend | 2018       | 2019       | 2020       | 2021       | 2022       | % Change<br>2018 - 2022 | % Change<br>2021 - 2022 | Avg File +/-<br>per Year |
|--|-------|------------|------------|------------|------------|------------|-------------------------|-------------------------|--------------------------|
| Drug Enforcement - Production          |       | 0          | 0          | 0          | 0          | 0          | N/A                     | N/A                     | 0.0                      |
| Drug Enforcement - Possession          |       | 5          | 0          | 1          | 1          | 0          | -100%                   | -100%                   | -0.9                     |
| Drug Enforcement - Trafficking         |       | 1          | 0          | 0          | 4          | 0          | -100%                   | -100%                   | 0.2                      |
| Drug Enforcement - Other               |       | 0          | 0          | 0          | 1          | 0          | N/A                     | -100%                   | 0.1                      |
| <b>Total Drugs</b>                     |       | <b>6</b>   | <b>0</b>   | <b>1</b>   | <b>6</b>   | <b>0</b>   | <b>-100%</b>            | <b>-100%</b>            | <b>-0.6</b>              |
| Cannabis Enforcement                   |       | 0          | 0          | 0          | 0          | 0          | N/A                     | N/A                     | 0.0                      |
| Federal - General                      |       | 15         | 2          | 0          | 3          | 1          | -93%                    | -67%                    | -2.7                     |
| <b>TOTAL FEDERAL</b>                   |       | <b>21</b>  | <b>2</b>   | <b>1</b>   | <b>9</b>   | <b>1</b>   | <b>-95%</b>             | <b>-89%</b>             | <b>-3.3</b>              |
| Liquor Act                             |       | 12         | 18         | 8          | 16         | 12         | 0%                      | -25%                    | -0.2                     |
| Cannabis Act                           |       | 0          | 0          | 0          | 2          | 0          | N/A                     | -100%                   | 0.2                      |
| Mental Health Act                      |       | 28         | 32         | 27         | 36         | 22         | -21%                    | -39%                    | -0.8                     |
| Other Provincial Stats                 |       | 44         | 54         | 43         | 76         | 56         | 27%                     | -26%                    | 4.6                      |
| <b>Total Provincial Stats</b>          |       | <b>84</b>  | <b>104</b> | <b>78</b>  | <b>130</b> | <b>90</b>  | <b>7%</b>               | <b>-31%</b>             | <b>3.8</b>               |
| Municipal By-laws Traffic              |       | 1          | 2          | 1          | 0          | 1          | 0%                      | N/A                     | -0.2                     |
| Municipal By-laws                      |       | 4          | 4          | 1          | 1          | 0          | -100%                   | -100%                   | -1.1                     |
| <b>Total Municipal</b>                 |       | <b>5</b>   | <b>6</b>   | <b>2</b>   | <b>1</b>   | <b>1</b>   | <b>-80%</b>             | <b>0%</b>               | <b>-1.3</b>              |
| Fatals                                 |       | 0          | 0          | 0          | 0          | 0          | N/A                     | N/A                     | 0.0                      |
| Injury MVC                             |       | 5          | 8          | 7          | 7          | 6          | 20%                     | -14%                    | 0.1                      |
| Property Damage MVC (Reportable)       |       | 46         | 44         | 36         | 24         | 57         | 24%                     | 138%                    | 0.2                      |
| Property Damage MVC (Non Reportable)   |       | 15         | 10         | 5          | 10         | 5          | -67%                    | -50%                    | -2.0                     |
| <b>TOTAL MVC</b>                       |       | <b>66</b>  | <b>62</b>  | <b>48</b>  | <b>41</b>  | <b>68</b>  | <b>3%</b>               | <b>66%</b>              | <b>-1.7</b>              |
| Roadside Suspension - Alcohol (Prov)   |       | N/A        | N/A        | N/A        | N/A        | N/A        | N/A                     | N/A                     | N/A                      |
| Roadside Suspension - Drugs (Prov)     |       | N/A        | N/A        | N/A        | N/A        | N/A        | N/A                     | N/A                     | N/A                      |
| <b>Total Provincial Traffic</b>        |       | <b>122</b> | <b>229</b> | <b>106</b> | <b>146</b> | <b>174</b> | <b>43%</b>              | <b>19%</b>              | <b>2.1</b>               |
| <b>Other Traffic</b>                   |       | <b>18</b>  | <b>28</b>  | <b>7</b>   | <b>6</b>   | <b>2</b>   | <b>-89%</b>             | <b>-67%</b>             | <b>-5.4</b>              |
| <b>Criminal Code Traffic</b>           |       | <b>29</b>  | <b>77</b>  | <b>43</b>  | <b>37</b>  | <b>13</b>  | <b>-55%</b>             | <b>-65%</b>             | <b>-7.2</b>              |
| <b>Common Police Activities</b>        |       |            |            |            |            |            |                         |                         |                          |
| False Alarms                           |       | 21         | 6          | 4          | 2          | 15         | -29%                    | 650%                    | -1.6                     |
| False/Abandoned 911 Call and 911 Act   |       | 20         | 35         | 30         | 24         | 29         | 45%                     | 21%                     | 0.7                      |
| Suspicious Person/Vehicle/Property     |       | 6          | 1          | 4          | 16         | 12         | 100%                    | -25%                    | 2.7                      |
| Persons Reported Missing               |       | 9          | 6          | 9          | 3          | 2          | -78%                    | -33%                    | -1.7                     |
| Search Warrants                        |       | 1          | 1          | 1          | 0          | 0          | -100%                   | N/A                     | -0.3                     |
| Spousal Abuse - Survey Code (Reported) |       | 51         | 69         | 48         | 36         | 61         | 20%                     | 69%                     | -1.3                     |
| Form 10 (MHA) (Reported)               |       | 0          | 0          | 2          | 1          | 3          | N/A                     | 200%                    | 0.7                      |



## Fort Vermilion Provincial Detachment Crime Statistics (Actual) March: 2018 - 2022

All categories contain "Attempted" and/or "Completed"

Wednesday, April 6, 2022

| CATEGORY                         | Trend | 2018       | 2019       | 2020      | 2021      | 2022       | % Change<br>2018 - 2022 | % Change<br>2021 - 2022 | Avg File +/-<br>per Year |
|----------------------------------|-------|------------|------------|-----------|-----------|------------|-------------------------|-------------------------|--------------------------|
| Offences Related to Death        |       | 0          | 1          | 0         | 0         | 0          | N/A                     | N/A                     | -0.1                     |
| Robbery                          |       | 0          | 0          | 0         | 0         | 0          | N/A                     | N/A                     | 0.0                      |
| Sexual Assaults                  |       | 3          | 3          | 1         | 0         | 0          | -100%                   | N/A                     | -0.9                     |
| Other Sexual Offences            |       | 1          | 1          | 1         | 3         | 0          | -100%                   | -100%                   | 0.0                      |
| Assault                          |       | 24         | 42         | 15        | 15        | 33         | 38%                     | 120%                    | -0.9                     |
| Kidnapping/Hostage/Abduction     |       | 0          | 1          | 0         | 1         | 0          | N/A                     | -100%                   | 0.0                      |
| Extortion                        |       | 0          | 0          | 0         | 0         | 0          | N/A                     | N/A                     | 0.0                      |
| Criminal Harassment              |       | 0          | 1          | 2         | 1         | 1          | N/A                     | 0%                      | 0.2                      |
| Uttering Threats                 |       | 3          | 9          | 2         | 4         | 4          | 33%                     | 0%                      | -0.3                     |
| <b>TOTAL PERSONS</b>             |       | <b>31</b>  | <b>58</b>  | <b>21</b> | <b>24</b> | <b>38</b>  | <b>23%</b>              | <b>58%</b>              | <b>-2.0</b>              |
| Break & Enter                    |       | 1          | 2          | 3         | 1         | 2          | 100%                    | 100%                    | 0.1                      |
| Theft of Motor Vehicle           |       | 1          | 3          | 3         | 1         | 2          | 100%                    | 100%                    | 0.0                      |
| Theft Over \$5,000               |       | 0          | 0          | 0         | 0         | 0          | N/A                     | N/A                     | 0.0                      |
| Theft Under \$5,000              |       | 1          | 5          | 3         | 2         | 4          | 300%                    | 100%                    | 0.3                      |
| Possn Stn Goods                  |       | 0          | 0          | 0         | 4         | 0          | N/A                     | -100%                   | 0.4                      |
| Fraud                            |       | 2          | 2          | 2         | 0         | 3          | 50%                     | N/A                     | 0.0                      |
| Arson                            |       | 2          | 1          | 1         | 1         | 0          | -100%                   | -100%                   | -0.4                     |
| Mischief - Damage To Property    |       | 0          | 0          | 7         | 7         | 15         | N/A                     | 114%                    | 3.7                      |
| Mischief - Other                 |       | 35         | 47         | 29        | 16        | 31         | -11%                    | 94%                     | -3.9                     |
| <b>TOTAL PROPERTY</b>            |       | <b>42</b>  | <b>60</b>  | <b>48</b> | <b>32</b> | <b>57</b>  | <b>36%</b>              | <b>78%</b>              | <b>0.2</b>               |
| Offensive Weapons                |       | 2          | 1          | 1         | 0         | 2          | 0%                      | N/A                     | -0.1                     |
| Disturbing the peace             |       | 7          | 8          | 4         | 5         | 15         | 114%                    | 200%                    | 1.3                      |
| Fail to Comply & Breaches        |       | 45         | 47         | 19        | 8         | 8          | -82%                    | 0%                      | -11.3                    |
| <b>OTHER CRIMINAL CODE</b>       |       | <b>0</b>   | <b>5</b>   | <b>0</b>  | <b>3</b>  | <b>1</b>   | <b>N/A</b>              | <b>-67%</b>             | <b>0.0</b>               |
| <b>TOTAL OTHER CRIMINAL CODE</b> |       | <b>54</b>  | <b>61</b>  | <b>24</b> | <b>16</b> | <b>26</b>  | <b>-52%</b>             | <b>63%</b>              | <b>-10.1</b>             |
| <b>TOTAL CRIMINAL CODE</b>       |       | <b>127</b> | <b>179</b> | <b>93</b> | <b>72</b> | <b>121</b> | <b>-5%</b>              | <b>68%</b>              | <b>-11.9</b>             |



## Fort Vermilion Provincial Detachment Crime Statistics (Actual) March: 2018 - 2022

All categories contain "Attempted" and/or "Completed"

Wednesday, April 6, 2022

| CATEGORY                               | Trend | 2018      | 2019      | 2020      | 2021      | 2022      | % Change<br>2018 - 2022 | % Change<br>2021 - 2022 | Avg File +/-<br>per Year |
|--|-------|-----------|-----------|-----------|-----------|-----------|-------------------------|-------------------------|--------------------------|
| Drug Enforcement - Production          |       | 0         | 0         | 0         | 0         | 0         | N/A                     | N/A                     | 0.0                      |
| Drug Enforcement - Possession          |       | 0         | 0         | 0         | 1         | 0         | N/A                     | -100%                   | 0.1                      |
| Drug Enforcement - Trafficking         |       | 1         | 0         | 0         | 1         | 0         | -100%                   | -100%                   | -0.1                     |
| Drug Enforcement - Other               |       | 0         | 0         | 0         | 0         | 0         | N/A                     | N/A                     | 0.0                      |
| <b>Total Drugs</b>                     |       | <b>1</b>  | <b>0</b>  | <b>0</b>  | <b>2</b>  | <b>0</b>  | <b>-100%</b>            | <b>-100%</b>            | <b>0.0</b>               |
| Cannabis Enforcement                   |       | 0         | 0         | 0         | 0         | 0         | N/A                     | N/A                     | 0.0                      |
| Federal - General                      |       | 1         | 1         | 0         | 2         | 0         | -100%                   | -100%                   | -0.1                     |
| <b>TOTAL FEDERAL</b>                   |       | <b>2</b>  | <b>1</b>  | <b>0</b>  | <b>4</b>  | <b>0</b>  | <b>-100%</b>            | <b>-100%</b>            | <b>-0.1</b>              |
| Liquor Act                             |       | 5         | 6         | 4         | 1         | 7         | 40%                     | 600%                    | -0.1                     |
| Cannabis Act                           |       | 0         | 0         | 0         | 0         | 0         | N/A                     | N/A                     | 0.0                      |
| Mental Health Act                      |       | 8         | 10        | 11        | 11        | 8         | 0%                      | -27%                    | 0.1                      |
| Other Provincial Stats                 |       | 17        | 16        | 19        | 41        | 28        | 65%                     | -32%                    | 4.7                      |
| <b>Total Provincial Stats</b>          |       | <b>30</b> | <b>32</b> | <b>34</b> | <b>53</b> | <b>43</b> | <b>43%</b>              | <b>-19%</b>             | <b>4.7</b>               |
| Municipal By-laws Traffic              |       | 1         | 1         | 0         | 0         | 1         | 0%                      | N/A                     | -0.1                     |
| Municipal By-laws                      |       | 2         | 4         | 0         | 1         | 0         | -100%                   | -100%                   | -0.7                     |
| <b>Total Municipal</b>                 |       | <b>3</b>  | <b>5</b>  | <b>0</b>  | <b>1</b>  | <b>1</b>  | <b>-67%</b>             | <b>0%</b>               | <b>-0.8</b>              |
| Fatals                                 |       | 0         | 0         | 0         | 0         | 0         | N/A                     | N/A                     | 0.0                      |
| Injury MVC                             |       | 2         | 3         | 2         | 3         | 2         | 0%                      | -33%                    | 0.0                      |
| Property Damage MVC (Reportable)       |       | 4         | 9         | 5         | 6         | 17        | 325%                    | 183%                    | 2.3                      |
| Property Damage MVC (Non Reportable)   |       | 2         | 3         | 1         | 1         | 1         | -50%                    | 0%                      | -0.4                     |
| <b>TOTAL MVC</b>                       |       | <b>8</b>  | <b>15</b> | <b>8</b>  | <b>10</b> | <b>20</b> | <b>150%</b>             | <b>100%</b>             | <b>1.9</b>               |
| Roadside Suspension - Alcohol (Prov)   |       | N/A       | N/A       | N/A       | N/A       | N/A       | N/A                     | N/A                     | N/A                      |
| Roadside Suspension - Drugs (Prov)     |       | N/A       | N/A       | N/A       | N/A       | N/A       | N/A                     | N/A                     | N/A                      |
| <b>Total Provincial Traffic</b>        |       | <b>61</b> | <b>80</b> | <b>33</b> | <b>71</b> | <b>43</b> | <b>-30%</b>             | <b>-39%</b>             | <b>-4.5</b>              |
| <b>Other Traffic</b>                   |       | <b>5</b>  | <b>8</b>  | <b>3</b>  | <b>0</b>  | <b>0</b>  | <b>-100%</b>            | <b>N/A</b>              | <b>-1.8</b>              |
| <b>Criminal Code Traffic</b>           |       | <b>15</b> | <b>25</b> | <b>19</b> | <b>10</b> | <b>7</b>  | <b>-53%</b>             | <b>-30%</b>             | <b>-3.1</b>              |
| <b>Common Police Activities</b>        |       |           |           |           |           |           |                         |                         |                          |
| False Alarms                           |       | 7         | 3         | 1         | 0         | 9         | 29%                     | N/A                     | 0.1                      |
| False/Abandoned 911 Call and 911 Act   |       | 6         | 10        | 10        | 10        | 8         | 33%                     | -20%                    | 0.4                      |
| Suspicious Person/Vehicle/Property     |       | 3         | 0         | 2         | 6         | 5         | 67%                     | -17%                    | 1.0                      |
| Persons Reported Missing               |       | 1         | 3         | 5         | 2         | 1         | 0%                      | -50%                    | -0.1                     |
| Search Warrants                        |       | 0         | 0         | 0         | 0         | 0         | N/A                     | N/A                     | 0.0                      |
| Spousal Abuse - Survey Code (Reported) |       | 19        | 27        | 9         | 10        | 12        | -37%                    | 20%                     | -3.1                     |
| Form 10 (MHA) (Reported)               |       | 0         | 0         | 1         | 0         | 0         | N/A                     | N/A                     | 0.0                      |



## Fort Vermilion Provincial Detachment Crime Statistics (Actual) January to March: 2018 - 2022

All categories contain "Attempted" and/or "Completed"

Wednesday, April 6, 2022

| Category                                      | Trend | 2018 | 2019 | 2020 | 2021 | 2022 | FLAG        |
|---|-------|------|------|------|------|------|-------------|
| <b>Theft Motor Vehicle (Total)</b>            |       | 6    | 10   | 10   | 6    | 6    | Within Norm |
| Auto  |       | 0    | 1    | 0    | 0    | 0    | Within Norm |
| Truck   |       | 2    | 0    | 2    | 1    | 1    | Within Norm |
| SUV   |       | 0    | 0    | 0    | 0    | 0    | Within Norm |
| Van   |       | 0    | 0    | 0    | 0    | 0    | Within Norm |
| Motorcycle                                    |       | 0    | 0    | 0    | 0    | 0    | Within Norm |
| Other   |       | 1    | 1    | 3    | 2    | 1    | Within Norm |
| Take Auto without Consent                     |       | 3    | 8    | 5    | 3    | 4    | Within Norm |
| <b>Break and Enter (Total)*</b>               |       | 4    | 4    | 9    | 5    | 10   | Issue       |
| Business                                      |       | 0    | 1    | 1    | 2    | 4    | Issue       |
| Residence                                     |       | 2    | 1    | 6    | 2    | 4    | Within Norm |
| Cottage or Seasonal Residence                 |       | 1    | 1    | 1    | 0    | 0    | Within Norm |
| Other   |       | 0    | 0    | 0    | 0    | 0    | Within Norm |
| <b>Theft Over &amp; Under \$5,000 (Total)</b> |       | 13   | 14   | 14   | 5    | 13   | Within Norm |
| Theft from a motor vehicle                    |       | 2    | 0    | 2    | 3    | 0    | Within Norm |
| Shoplifting                                   |       | 1    | 1    | 1    | 0    | 3    | Issue       |
| Mail Theft (includes all Mail offences)       |       | 0    | 0    | 0    | 0    | 0    | Within Norm |
| Theft of bicycle                              |       | 0    | 0    | 0    | 0    | 0    | Within Norm |
| Other Theft                                   |       | 10   | 13   | 11   | 2    | 10   | Within Norm |

|                                      |  |     |     |    |    |     |             |
|--------------------------------------|--|-----|-----|----|----|-----|-------------|
| Mischief To Property                 |  | 88  | 105 | 97 | 79 | 116 | Issue       |
| Suspicious Person/ Vehicle/ Property |  | 6   | 1   | 4  | 16 | 12  | Within Norm |
| Fail to Comply/Breach                |  | 125 | 148 | 60 | 44 | 63  | Within Norm |
| Wellbeing Check                      |  | 8   | 14  | 20 | 20 | 32  | Issue       |
| Mental Health Act                    |  | 28  | 32  | 27 | 36 | 22  | Within Norm |
| False Alarms                         |  | 21  | 6   | 4  | 2  | 15  | Within Norm |

| Traffic  | Trend | 2018 | 2019 | 2020 | 2021 | 2022 | FLAG        |
|--|-------|------|------|------|------|------|-------------|
| Roadside Suspensions - alcohol related - No grounds to charge* |       | 10   | 5    | 3    | 2    | 1    | Within Norm |
| Occupant Restraint/Seatbelt Violations*                        |       | 2    | 10   | 0    | 9    | 8    | Within Norm |
| Speeding Violations*   |       | 31   | 22   | 7    | 27   | 14   | Within Norm |
| Intersection Related Violations*                               |       | 2    | 12   | 2    | 6    | 9    | Within Norm |
| Other Non-Moving Violation*                                    |       | 49   | 94   | 49   | 50   | 87   | Issue       |
| Pursuits**   |       | 0    | 0    | 0    | 0    | 0    | Within Norm |
| Other CC Traffic**   |       | 5    | 8    | 4    | 1    | 1    | Within Norm |

\*\*Actual" \*\*\*Reported"

Categories flagged with "Issue" only indicate that the current number of offences are higher the statistical norm based on previous years.



### Fort Vermilion Provincial Detachment - Break and Enters (includes unlawfully in a dwelling place)

All categories contain "Attempted" and/or "Completed"

Wednesday, April 6, 2022

| 2021                    |      |      |      |     |     |     |     |     |     |     |     |     |
|-------------------------|------|------|------|-----|-----|-----|-----|-----|-----|-----|-----|-----|
| Month                   | Jan  | Feb  | Mar  | Apr | May | Jun | Jul | Aug | Sep | Oct | Nov | Dec |
| Actuals                 | 2    | 2    | 1    | 0   | 1   | 4   | 4   | 3   | 0   | 3   | 2   | 2   |
| Running Total           | 2    | 4    | 5    | 5   | 6   | 10  | 14  | 17  | 17  | 20  | 22  | 24  |
| Quarter                 | 5    |      |      | 5   |     |     | 7   |     |     | 7   |     |     |
| 2022                    |      |      |      |     |     |     |     |     |     |     |     |     |
| Month                   | Jan  | Feb  | Mar  | Apr | May | Jun | Jul | Aug | Sep | Oct | Nov | Dec |
| Actuals                 | 6    | 2    | 2    |     |     |     |     |     |     |     |     |     |
| Running Total           | 6    | 8    | 10   |     |     |     |     |     |     |     |     |     |
| Quarter                 | 10   |      |      | TBD |     |     | TBD |     |     | TBD |     |     |
| Year over Year % Change | 200% | 100% | 100% |     |     |     |     |     |     |     |     |     |

### Fort Vermilion Provincial Detachment - Theft of Motor Vehicles (includes taking without consent)

All categories contain "Attempted" and/or "Completed"

Wednesday, April 6, 2022

| 2021                    |      |      |     |     |     |     |     |     |     |     |     |     |
|-------------------------|------|------|-----|-----|-----|-----|-----|-----|-----|-----|-----|-----|
| Month                   | Jan  | Feb  | Mar | Apr | May | Jun | Jul | Aug | Sep | Oct | Nov | Dec |
| Actuals                 | 5    | 0    | 1   | 3   | 2   | 5   | 2   | 2   | 1   | 2   | 2   | 4   |
| Running Total           | 5    | 5    | 6   | 9   | 11  | 16  | 18  | 20  | 21  | 23  | 25  | 29  |
| Quarter                 | 6    |      |     | 10  |     |     | 5   |     |     | 8   |     |     |
| 2022                    |      |      |     |     |     |     |     |     |     |     |     |     |
| Month                   | Jan  | Feb  | Mar | Apr | May | Jun | Jul | Aug | Sep | Oct | Nov | Dec |
| Actuals                 | 2    | 2    | 2   |     |     |     |     |     |     |     |     |     |
| Running Total           | 2    | 4    | 6   |     |     |     |     |     |     |     |     |     |
| Quarter                 | 6    |      |     | TBD |     |     | TBD |     |     | TBD |     |     |
| Year over Year % Change | -60% | -20% | 0%  |     |     |     |     |     |     |     |     |     |



## Fort Vermilion Provincial Detachment - Theft Under \$5,000

All categories contain "Attempted" and/or "Completed"

Wednesday, April 6, 2022

| 2021                    |      |      |      |     |     |     |     |     |     |     |     |     |
|-------------------------|------|------|------|-----|-----|-----|-----|-----|-----|-----|-----|-----|
| Month                   | Jan  | Feb  | Mar  | Apr | May | Jun | Jul | Aug | Sep | Oct | Nov | Dec |
| Actuals                 | 3    | 0    | 2    | 2   | 1   | 1   | 1   | 6   | 2   | 3   | 2   | 2   |
| Running Total           | 3    | 3    | 5    | 7   | 8   | 9   | 10  | 16  | 18  | 21  | 23  | 25  |
| Quarter                 | 5    |      |      | 4   |     |     | 9   |     |     | 7   |     |     |
| 2022                    |      |      |      |     |     |     |     |     |     |     |     |     |
| Month                   | Jan  | Feb  | Mar  | Apr | May | Jun | Jul | Aug | Sep | Oct | Nov | Dec |
| Actuals                 | 1    | 6    | 4    |     |     |     |     |     |     |     |     |     |
| Running Total           | 1    | 7    | 11   |     |     |     |     |     |     |     |     |     |
| Quarter                 | 11   |      |      | TBD |     |     | TBD |     |     | TBD |     |     |
| Year over Year % Change | -67% | 133% | 120% |     |     |     |     |     |     |     |     |     |

## Fort Vermilion Provincial Detachment - Theft from Motor Vehicles

All categories contain "Attempted" and/or "Completed"

Wednesday, April 6, 2022

| 2021                    |       |       |       |     |     |     |     |     |     |     |     |     |
|-------------------------|-------|-------|-------|-----|-----|-----|-----|-----|-----|-----|-----|-----|
| Month                   | Jan   | Feb   | Mar   | Apr | May | Jun | Jul | Aug | Sep | Oct | Nov | Dec |
| Actuals                 | 2     | 0     | 1     | 0   | 1   | 0   | 0   | 0   | 0   | 1   | 1   | 0   |
| Running Total           | 2     | 2     | 3     | 3   | 4   | 4   | 4   | 4   | 4   | 5   | 6   | 6   |
| Quarter                 | 3     |       |       | 1   |     |     | 0   |     |     | 2   |     |     |
| 2022                    |       |       |       |     |     |     |     |     |     |     |     |     |
| Month                   | Jan   | Feb   | Mar   | Apr | May | Jun | Jul | Aug | Sep | Oct | Nov | Dec |
| Actuals                 | 0     | 0     | 0     |     |     |     |     |     |     |     |     |     |
| Running Total           | 0     | 0     | 0     |     |     |     |     |     |     |     |     |     |
| Quarter                 | 0     |       |       | TBD |     |     | TBD |     |     | TBD |     |     |
| Year over Year % Change | -100% | -100% | -100% |     |     |     |     |     |     |     |     |     |



## Fort Vermilion Provincial Detachment Clearance Rates 2022

All categories contain "Attempted" and/or "Completed"

| CATEGORY                              | Trend | Jan - Mar    | Apr - Jun | Jul - Sep | Oct - Dec |
|---------------------------------------|-------|--------------|-----------|-----------|-----------|
| Homicides & Offences Related to Death |       | -            | -         | -         | -         |
| Robbery                               |       | -            | -         | -         | -         |
| Sexual Assaults                       |       | 60.0%        | -         | -         | -         |
| Other Sexual Offences                 |       | 14.3%        | -         | -         | -         |
| Assault                               |       | 91.9%        | -         | -         | -         |
| Kidnapping/Hostage/Abduction          |       | -            | -         | -         | -         |
| Extortion                             |       | -            | -         | -         | -         |
| Criminal Harassment                   |       | 33.3%        | -         | -         | -         |
| Uttering Threats                      |       | 58.3%        | -         | -         | -         |
| <b>TOTAL PERSONS</b>                  |       | <b>80.5%</b> | -         | -         | -         |
| Break & Enter                         |       | 57.1%        | -         | -         | -         |
| Theft of Motor Vehicle                |       | 33.3%        | -         | -         | -         |
| Theft Over \$5,000                    |       | -            | -         | -         | -         |
| Theft Under \$5,000                   |       | 30.0%        | -         | -         | -         |
| Possn Stn Goods                       |       | -            | -         | -         | -         |
| Fraud                                 |       | 42.9%        | -         | -         | -         |
| Arson                                 |       | 0.0%         | -         | -         | -         |
| Mischief To Property                  |       | 68.7%        | -         | -         | -         |
| <b>TOTAL PROPERTY</b>                 |       | <b>61.5%</b> | -         | -         | -         |
| Offensive Weapons                     |       | 100.0%       | -         | -         | -         |
| Disturbing the peace                  |       | 25.0%        | -         | -         | -         |
| Fail to Comply & Breaches             |       | 100.0%       | -         | -         | -         |
| <b>OTHER CRIMINAL CODE</b>            |       | <b>42.9%</b> | -         | -         | -         |
| <b>TOTAL OTHER CRIMINAL CODE</b>      |       | <b>80.8%</b> | -         | -         | -         |
| <b>TOTAL CRIMINAL CODE</b>            |       | <b>72.2%</b> | -         | -         | -         |

## Fort Vermilion Provincial Detachment Actual Offence Counts (Line 1 Only) 2022

All categories contain "Attempted" and/or "Completed"

| CATEGORY                              | Trend | Jan - Mar  | Apr - Jun | Jul - Sep | Oct - Dec |
|---------------------------------------|-------|------------|-----------|-----------|-----------|
| Homicides & Offences Related to Death |       | 0          | -         | -         | -         |
| Robbery                               |       | 0          | -         | -         | -         |
| Sexual Assaults                       |       | 5          | -         | -         | -         |
| Other Sexual Offences                 |       | 7          | -         | -         | -         |
| Assault                               |       | 86         | -         | -         | -         |
| Kidnapping/Hostage/Abduction          |       | 0          | -         | -         | -         |
| Extortion                             |       | 0          | -         | -         | -         |
| Criminal Harassment                   |       | 3          | -         | -         | -         |
| Uttering Threats                      |       | 12         | -         | -         | -         |
| <b>TOTAL PERSONS</b>                  |       | <b>113</b> | -         | -         | -         |
| Break & Enter                         |       | 7          | -         | -         | -         |
| Theft of Motor Vehicle                |       | 6          | -         | -         | -         |
| Theft Over \$5,000                    |       | 0          | -         | -         | -         |
| Theft Under \$5,000                   |       | 10         | -         | -         | -         |
| Possn Stn Goods                       |       | 0          | -         | -         | -         |
| Fraud                                 |       | 7          | -         | -         | -         |
| Arson                                 |       | 1          | -         | -         | -         |
| Mischief To Property                  |       | 99         | -         | -         | -         |
| <b>TOTAL PROPERTY</b>                 |       | <b>130</b> | -         | -         | -         |
| Offensive Weapons                     |       | 1          | -         | -         | -         |
| Disturbing the peace                  |       | 8          | -         | -         | -         |
| Fail to Comply & Breaches             |       | 36         | -         | -         | -         |
| <b>OTHER CRIMINAL CODE</b>            |       | <b>7</b>   | -         | -         | -         |
| <b>TOTAL OTHER CRIMINAL CODE</b>      |       | <b>52</b>  | -         | -         | -         |
| <b>TOTAL CRIMINAL CODE</b>            |       | <b>295</b> | -         | -         | -         |

## Fort Vermilion Provincial Detachment Clearance Rates 2022

All categories contain "Attempted" and/or "Completed"

| CATEGORY                              | Trend | Jan - Mar    | Apr - Jun | Jul - Sep | Oct - Dec |
|---------------------------------------|-------|--------------|-----------|-----------|-----------|
| Homicides & Offences Related to Death |       | -            | -         | -         | -         |
| Robbery                               |       | -            | -         | -         | -         |
| Sexual Assaults                       |       | 60.0%        | -         | -         | -         |
| Other Sexual Offences                 |       | 14.3%        | -         | -         | -         |
| Assault                               |       | 91.9%        | -         | -         | -         |
| Kidnapping/Hostage/Abduction          |       | -            | -         | -         | -         |
| Extortion                             |       | -            | -         | -         | -         |
| Criminal Harassment                   |       | 33.3%        | -         | -         | -         |
| Uttering Threats                      |       | 58.3%        | -         | -         | -         |
| <b>TOTAL PERSONS</b>                  |       | <b>80.5%</b> | -         | -         | -         |
| Break & Enter                         |       | 57.1%        | -         | -         | -         |
| Theft of Motor Vehicle                |       | 33.3%        | -         | -         | -         |
| Theft Over \$5,000                    |       | -            | -         | -         | -         |
| Theft Under \$5,000                   |       | 30.0%        | -         | -         | -         |
| Possn Stn Goods                       |       | -            | -         | -         | -         |
| Fraud                                 |       | 42.9%        | -         | -         | -         |
| Arson                                 |       | 0.0%         | -         | -         | -         |
| Mischief To Property                  |       | 68.7%        | -         | -         | -         |
| <b>TOTAL PROPERTY</b>                 |       | <b>61.5%</b> | -         | -         | -         |
| Offensive Weapons                     |       | 100.0%       | -         | -         | -         |
| Disturbing the peace                  |       | 25.0%        | -         | -         | -         |
| Fail to Comply & Breaches             |       | 100.0%       | -         | -         | -         |
| <b>OTHER CRIMINAL CODE</b>            |       | <b>42.9%</b> | -         | -         | -         |
| <b>TOTAL OTHER CRIMINAL CODE</b>      |       | <b>80.8%</b> | -         | -         | -         |
| <b>TOTAL CRIMINAL CODE</b>            |       | <b>72.2%</b> | -         | -         | -         |

## Fort Vermilion Provincial Detachment Actual Offence Counts (Line 1 Only) 2022

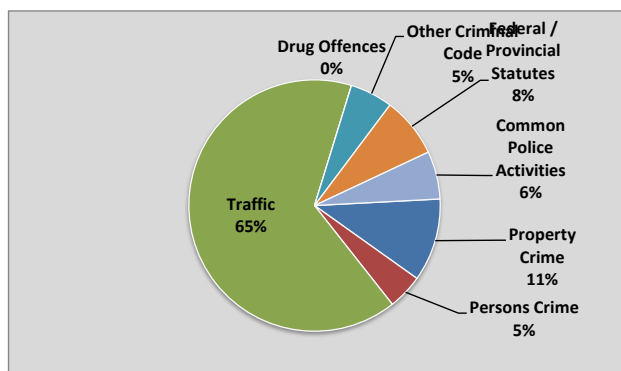
All categories contain "Attempted" and/or "Completed"

| CATEGORY                              | Trend | Jan - Mar  | Apr - Jun | Jul - Sep | Oct - Dec |
|---------------------------------------|-------|------------|-----------|-----------|-----------|
| Homicides & Offences Related to Death |       | 0          | -         | -         | -         |
| Robbery                               |       | 0          | -         | -         | -         |
| Sexual Assaults                       |       | 5          | -         | -         | -         |
| Other Sexual Offences                 |       | 7          | -         | -         | -         |
| Assault                               |       | 86         | -         | -         | -         |
| Kidnapping/Hostage/Abduction          |       | 0          | -         | -         | -         |
| Extortion                             |       | 0          | -         | -         | -         |
| Criminal Harassment                   |       | 3          | -         | -         | -         |
| Uttering Threats                      |       | 12         | -         | -         | -         |
| <b>TOTAL PERSONS</b>                  |       | <b>113</b> | -         | -         | -         |
| Break & Enter                         |       | 7          | -         | -         | -         |
| Theft of Motor Vehicle                |       | 6          | -         | -         | -         |
| Theft Over \$5,000                    |       | 0          | -         | -         | -         |
| Theft Under \$5,000                   |       | 10         | -         | -         | -         |
| Possn Stn Goods                       |       | 0          | -         | -         | -         |
| Fraud                                 |       | 7          | -         | -         | -         |
| Arson                                 |       | 1          | -         | -         | -         |
| Mischief To Property                  |       | 99         | -         | -         | -         |
| <b>TOTAL PROPERTY</b>                 |       | <b>130</b> | -         | -         | -         |
| Offensive Weapons                     |       | 1          | -         | -         | -         |
| Disturbing the peace                  |       | 8          | -         | -         | -         |
| Fail to Comply & Breaches             |       | 36         | -         | -         | -         |
| <b>OTHER CRIMINAL CODE</b>            |       | <b>7</b>   | -         | -         | -         |
| <b>TOTAL OTHER CRIMINAL CODE</b>      |       | <b>52</b>  | -         | -         | -         |
| <b>TOTAL CRIMINAL CODE</b>            |       | <b>295</b> | -         | -         | -         |

# Mackenzie County - Fort Vermilion Detachment

## Crime Data - January to March 2022

|                             |                                      |              |                               |                                    |           |
|-----------------------------|--------------------------------------|--------------|-------------------------------|------------------------------------|-----------|
| Property Crime              | Break & Enter                        | 5            | Federal / Provincial Statutes | Liquor Act                         | 5         |
|                             | Theft of Motor Vehicle               | 2            |                               | Cannabis Act & Enforcement         | 0         |
|                             | Theft Over \$5,000                   | 2            |                               | Mental Health Act                  | 9         |
|                             | Theft Under \$5,000                  | 4            |                               | Coroner's Act - Sudden Death       | 2         |
|                             | Possn Stn Goods                      | 0            |                               | Child Welfare Act                  | 0         |
|                             | Fraud                                | 5            |                               | Other Provincial Statute           | 8         |
|                             | Arson                                | 0            |                               | Other Federal Statute              | 0         |
|                             | Mischief To Property                 | 15           |                               | <b>Total</b>                       | <b>24</b> |
|                             | <b>Total</b>                         | <b>33</b>    |                               |                                    |           |
| Persons Crime               | Assault                              | 11           | Common Police Activities      | False Alarms                       | 5         |
|                             | Robbery/Extortion/Harassment/Threats | 2            |                               | False/Abandoned 911 Call           | 6         |
|                             | Sexual Offences                      | 1            |                               | Abandoned Vehicles                 | 0         |
|                             | Kidnapping/Hostage/Abduction         | 0            |                               | Persons Reported Missing           | 0         |
|                             | Offences Related to Death            | 0            |                               | Request to Locate                  | 0         |
|                             | <b>Total</b>                         | <b>14</b>    |                               | Suspicious Person/Vehicle/Property | 8         |
|                             |                                      | <b>Total</b> | <b>19</b>                     |                                    |           |
| Traffic                     | Motor Vehicle Collisions             | 59           |                               |                                    |           |
|                             | Impaired Related Offences            | 2            |                               |                                    |           |
|                             | Provincial Traffic Offences          | 138          |                               |                                    |           |
|                             | Other Traffic Related Offences       | 3            |                               |                                    |           |
|                             | <b>Total</b>                         | <b>202</b>   |                               |                                    |           |
| Drug Offences               | Drug Enforcement - Production        | 0            |                               |                                    |           |
|                             | Drug Enforcement - Possession        | 0            |                               |                                    |           |
|                             | Drug Enforcement - Trafficking       | 0            |                               |                                    |           |
|                             | Drug Enforcement - Other             | 0            |                               |                                    |           |
|                             | <b>Total</b>                         | <b>0</b>     |                               |                                    |           |
| Other Criminal Code Offence | Breach of Peace                      | 1            |                               |                                    |           |
|                             | Disturbing the Peace                 | 4            |                               |                                    |           |
|                             | Fail to Comply & Breaches            | 9            |                               |                                    |           |
|                             | Offensive Weapons                    | 0            |                               |                                    |           |
|                             | Other Offence                        | 3            |                               |                                    |           |
|                             | <b>Total</b>                         | <b>17</b>    |                               |                                    |           |



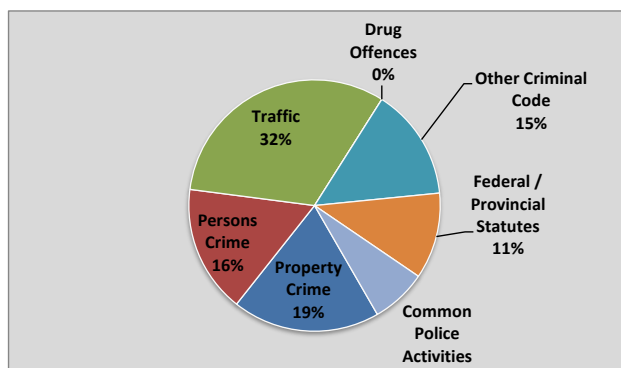
## Mackenzie County - Fort Vermilion Detachment

### Crime Data - January to March 2022

| CATEGORY                              | Reported   | Actual                      | ClrChg    | ClrOth    | Total Clr  | % Clr        |
|---------------------------------------|------------|-----------------------------|-----------|-----------|------------|--------------|
| Offences Related to Death             | 0          | 0                           | 0         | 0         | 0          | 0.0%         |
| Robbery                               | 0          | 0                           | 0         | 0         | 0          | 0.0%         |
| Sexual Assaults                       | 0          | 0                           | 0         | 0         | 0          | 0.0%         |
| Other Sexual Offences                 | 1          | 1                           | 0         | 0         | 0          | 0.0%         |
| Assault                               | 13         | 11                          | 4         | 5         | 9          | 81.8%        |
| Kidnapping/Hostage/Abduction          | 0          | 0                           | 0         | 0         | 0          | 0.0%         |
| Extortion                             | 0          | 0                           | 0         | 0         | 0          | 0.0%         |
| Criminal Harassment                   | 1          | 0                           | 0         | 0         | 0          | 0.0%         |
| Uttering Threats                      | 3          | 2                           | 1         | 0         | 1          | 50.0%        |
| <b>TOTAL PERSONS</b>                  | <b>18</b>  | <b>14</b>                   | <b>5</b>  | <b>5</b>  | <b>10</b>  | <b>71.4%</b> |
| Break & Enter                         | 5          | 5                           | 2         | 1         | 3          | 60.0%        |
| Theft of Motor Vehicle                | 2          | 2                           | 0         | 0         | 0          | 0.0%         |
| Theft Over \$5,000                    | 2          | 2                           | 2         | 0         | 2          | 100.0%       |
| Theft Under \$5,000                   | 4          | 4                           | 1         | 2         | 3          | 75.0%        |
| Possn Stn Goods                       | 0          | 0                           | 0         | 0         | 0          | 0.0%         |
| Fraud                                 | 5          | 5                           | 0         | 1         | 1          | 20.0%        |
| Arson                                 | 0          | 0                           | 0         | 0         | 0          | 0.0%         |
| Mischief - Damage To Property         | 5          | 5                           | 2         | 1         | 3          | 60.0%        |
| Mischief - Other                      | 10         | 10                          | 0         | 8         | 8          | 80.0%        |
| <b>TOTAL PROPERTY</b>                 | <b>33</b>  | <b>33</b>                   | <b>7</b>  | <b>13</b> | <b>20</b>  | <b>60.6%</b> |
| Offensive Weapons                     | 0          | 0                           | 0         | 0         | 0          | 0.0%         |
| Disturbing the Peace                  | 5          | 4                           | 0         | 1         | 1          | 25.0%        |
| Fail to Comply & Breaches             | 9          | 9                           | 9         | 1         | 10         | 111.1%       |
| <b>OTHER CRIMINAL CODE</b>            | <b>4</b>   | <b>3</b>                    | <b>0</b>  | <b>1</b>  | <b>1</b>   | <b>33.3%</b> |
| <b>TOTAL OTHER CRIMINAL CODE</b>      | <b>18</b>  | <b>16</b>                   | <b>9</b>  | <b>3</b>  | <b>12</b>  | <b>75.0%</b> |
| <b>TOTAL CRIMINAL CODE</b>            | <b>69</b>  | <b>63</b>                   | <b>21</b> | <b>21</b> | <b>42</b>  | <b>66.7%</b> |
| Drug Enforcement - Production         | 0          | 0                           | 0         | 0         | 0          | 0.0%         |
| Drug Enforcement - Possession         | 0          | 0                           | 0         | 0         | 0          | 0.0%         |
| Drug Enforcement - Trafficking        | 0          | 0                           | 0         | 0         | 0          | 0.0%         |
| Drug Enforcement - Other              | 0          | 0                           | 0         | 0         | 0          | 0.0%         |
| <b>Total Drugs</b>                    | <b>0</b>   | <b>0</b>                    | <b>0</b>  | <b>0</b>  | <b>0</b>   | <b>0.0%</b>  |
| Cannabis Enforcement                  | 0          | 0                           | 0         | 0         | 0          | 0.0%         |
| Federal - General                     | 0          | 0                           | 0         | 0         | 0          | 0.0%         |
| <b>TOTAL FEDERAL</b>                  | <b>0</b>   | <b>0</b>                    | <b>0</b>  | <b>0</b>  | <b>0</b>   | <b>0.0%</b>  |
| Liquor Act                            | 5          | 5                           | 1         | 3         | 4          | 80.0%        |
| Cannabis Act                          | 0          | 0                           | 0         | 0         | 0          | 0.0%         |
| Mental Health Act                     | 9          | 9                           | 1         | 0         | 1          | 11.1%        |
| Other Provincial Stats                | 12         | 10                          | 1         | 1         | 2          | 20.0%        |
| <b>Total Provincial Stats</b>         | <b>26</b>  | <b>24</b>                   | <b>3</b>  | <b>4</b>  | <b>7</b>   | <b>29.2%</b> |
| Municipal By-laws Traffic             | 0          | 0                           | 0         | 0         | 0          | 0.0%         |
| Municipal By-laws                     | 0          | 0                           | 0         | 0         | 0          | 0.0%         |
| <b>Total Municipal</b>                | <b>0</b>   | <b>0</b>                    | <b>0</b>  | <b>0</b>  | <b>0</b>   | <b>0.0%</b>  |
| Fatals                                | 0          | 0                           | 0         | 0         | 0          | 0.0%         |
| Injury MVAS                           | 4          | 4                           | 1         | 0         | 1          | 25.0%        |
| Property Damage MVAS (Reportable)     | 51         | 51                          | 1         | 1         | 2          | 3.9%         |
| Property Damage MVAS (Non Reportable) | 4          | 4                           | 0         | 0         | 0          | 0.0%         |
| <b>TOTAL MVAS</b>                     | <b>59</b>  | <b>59</b>                   | <b>2</b>  | <b>1</b>  | <b>3</b>   | <b>5.1%</b>  |
| Roadside Suspension - Alcohol (Prov)  | 0          | 0                           | 0         | 0         | 0          | 0.0%         |
| Roadside Suspension - Drugs (Prov)    | 0          | 0                           | 0         | 0         | 0          | 0.0%         |
| <b>Total Provincial Traffic</b>       | <b>138</b> | <b>138</b>                  | <b>45</b> | <b>72</b> | <b>117</b> | <b>84.8%</b> |
| <b>Other Traffic</b>                  | <b>2</b>   | <b>2</b>                    | <b>0</b>  | <b>0</b>  | <b>0</b>   | <b>0.0%</b>  |
| <b>Criminal Code Traffic</b>          | <b>4</b>   | <b>3</b>                    | <b>0</b>  | <b>0</b>  | <b>0</b>   | <b>0.0%</b>  |
| <b>Common Police Activities</b>       |            |                             |           |           |            |              |
| False Alarms                          | 5          | Suspicious Person/Vehicle   |           | 8         |            |              |
| False/Abandoned 911 Call and 911 Act  | 6          | VSU Accepted                |           | 0         |            |              |
| Persons Reported Missing              | 0          | VSU Declined                |           | 0         |            |              |
| Request to Locate                     | 0          | VSU Offered - Not Available |           | 0         |            |              |
| Abandoned Vehicles                    | 0          | VSU Proactive Referral      |           | 0         |            |              |

## Fort Vermilion Detachment Crime Data - January to March 2022

|                             |                                      |              |                               |                                    |           |
|-----------------------------|--------------------------------------|--------------|-------------------------------|------------------------------------|-----------|
| Property Crime              | Break & Enter                        | 10           | Federal / Provincial Statutes | Liquor Act                         | 12        |
|                             | Theft of Motor Vehicle               | 6            |                               | Cannabis Act & Enforcement         | 0         |
|                             | Theft Over \$5,000                   | 2            |                               | Mental Health Act                  | 22        |
|                             | Theft Under \$5,000                  | 12           |                               | Coroner's Act - Sudden Death       | 3         |
|                             | Possn Stn Goods                      | 0            |                               | Child Welfare Act                  | 0         |
|                             | Fraud                                | 7            |                               | Other Provincial Statute           | 52        |
|                             | Arson                                | 1            |                               | Other Federal Statute              | 1         |
|                             | Mischief To Property                 | 116          |                               | <b>Total</b>                       | <b>90</b> |
|                             | <b>Total</b>                         | <b>154</b>   |                               |                                    |           |
| Persons Crime               | Assault                              | 100          | Common Police Activities      | False Alarms                       | 15        |
|                             | Robbery/Extortion/Harassment/Threats | 19           |                               | False/Abandoned 911 Call           | 29        |
|                             | Sexual Offences                      | 13           |                               | Abandoned Vehicles                 | 0         |
|                             | Kidnapping/Hostage/Abduction         | 1            |                               | Persons Reported Missing           | 2         |
|                             | Offences Related to Death            | 0            |                               | Request to Locate                  | 0         |
|                             | <b>Total</b>                         | <b>133</b>   |                               | Suspicious Person/Vehicle/Property | 12        |
|                             |                                      | <b>Total</b> | <b>58</b>                     |                                    |           |
| Traffic                     | Motor Vehicle Collisions             | 69           |                               |                                    |           |
|                             | Impaired Related Offences            | 12           |                               |                                    |           |
|                             | Provincial Traffic Offences          | 175          |                               |                                    |           |
|                             | Other Traffic Related Offences       | 3            |                               |                                    |           |
|                             | <b>Total</b>                         | <b>259</b>   |                               |                                    |           |
| Drug Offences               | Drug Enforcement - Production        | 0            |                               |                                    |           |
|                             | Drug Enforcement - Possession        | 0            |                               |                                    |           |
|                             | Drug Enforcement - Trafficking       | 0            |                               |                                    |           |
|                             | Drug Enforcement - Other             | 0            |                               |                                    |           |
|                             | <b>Total</b>                         | <b>0</b>     |                               |                                    |           |
| Other Criminal Code Offence | Breach of Peace                      | 7            |                               |                                    |           |
|                             | Disturbing the Peace                 | 26           |                               |                                    |           |
|                             | Fail to Comply & Breaches            | 63           |                               |                                    |           |
|                             | Offensive Weapons                    | 7            |                               |                                    |           |
|                             | Other Offence                        | 14           |                               |                                    |           |
|                             | <b>Total</b>                         | <b>117</b>   |                               |                                    |           |



## Fort Vermilion Detachment

### Crime Data - January to March 2022

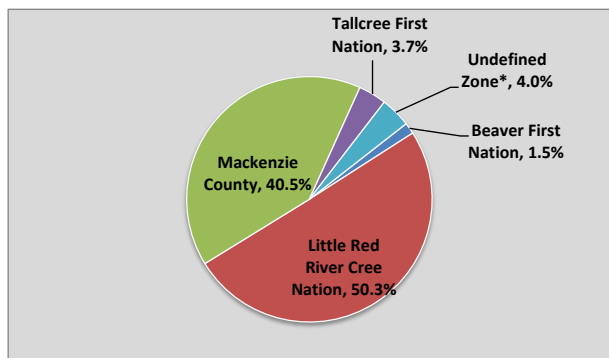
| CATEGORY                              | Reported   | Actual                      | ClrChg     | ClrOth     | Total Clr  | % Clr         |
|---------------------------------------|------------|-----------------------------|------------|------------|------------|---------------|
| Offences Related to Death             | 0          | 0                           | 0          | 0          | 0          | 0.0%          |
| Robbery                               | 0          | 0                           | 0          | 0          | 0          | 0.0%          |
| Sexual Assaults                       | 6          | 6                           | 2          | 2          | 4          | 66.7%         |
| Other Sexual Offences                 | 7          | 7                           | 1          | 0          | 1          | 14.3%         |
| Assault                               | 110        | 100                         | 57         | 35         | 92         | 92.0%         |
| Kidnapping/Hostage/Abduction          | 1          | 1                           | 1          | 0          | 1          | 100.0%        |
| Extortion                             | 0          | 0                           | 0          | 0          | 0          | 0.0%          |
| Criminal Harassment                   | 4          | 3                           | 0          | 1          | 1          | 33.3%         |
| Uttering Threats                      | 19         | 16                          | 7          | 4          | 11         | 68.8%         |
| <b>TOTAL PERSONS</b>                  | <b>147</b> | <b>133</b>                  | <b>68</b>  | <b>42</b>  | <b>110</b> | <b>82.7%</b>  |
| Break & Enter                         | 11         | 10                          | 5          | 2          | 7          | 70.0%         |
| Theft of Motor Vehicle                | 11         | 6                           | 1          | 1          | 2          | 33.3%         |
| Theft Over \$5,000                    | 2          | 2                           | 2          | 0          | 2          | 100.0%        |
| Theft Under \$5,000                   | 12         | 12                          | 2          | 2          | 4          | 33.3%         |
| Possn Stn Goods                       | 0          | 0                           | 2          | 0          | 2          | 0.0%          |
| Fraud                                 | 7          | 7                           | 3          | 1          | 4          | 57.1%         |
| Arson                                 | 2          | 1                           | 0          | 0          | 0          | 0.0%          |
| Mischief - Damage To Property         | 34         | 33                          | 6          | 20         | 26         | 78.8%         |
| Mischief - Other                      | 89         | 83                          | 3          | 55         | 58         | 69.9%         |
| <b>TOTAL PROPERTY</b>                 | <b>168</b> | <b>154</b>                  | <b>24</b>  | <b>81</b>  | <b>105</b> | <b>68.2%</b>  |
| Offensive Weapons                     | 7          | 7                           | 5          | 2          | 7          | 100.0%        |
| Disturbing the Peace                  | 28         | 26                          | 0          | 16         | 16         | 61.5%         |
| Fail to Comply & Breaches             | 64         | 63                          | 59         | 4          | 63         | 100.0%        |
| <b>OTHER CRIMINAL CODE</b>            | <b>16</b>  | <b>14</b>                   | <b>4</b>   | <b>5</b>   | <b>9</b>   | <b>64.3%</b>  |
| <b>TOTAL OTHER CRIMINAL CODE</b>      | <b>115</b> | <b>110</b>                  | <b>68</b>  | <b>27</b>  | <b>95</b>  | <b>86.4%</b>  |
| <b>TOTAL CRIMINAL CODE</b>            | <b>430</b> | <b>397</b>                  | <b>160</b> | <b>150</b> | <b>310</b> | <b>78.1%</b>  |
| Drug Enforcement - Production         | 0          | 0                           | 0          | 0          | 0          | 0.0%          |
| Drug Enforcement - Possession         | 0          | 0                           | 0          | 0          | 0          | 0.0%          |
| Drug Enforcement - Trafficking        | 0          | 0                           | 0          | 0          | 0          | 0.0%          |
| Drug Enforcement - Other              | 0          | 0                           | 0          | 0          | 0          | 0.0%          |
| <b>Total Drugs</b>                    | <b>0</b>   | <b>0</b>                    | <b>0</b>   | <b>0</b>   | <b>0</b>   | <b>0.0%</b>   |
| Cannabis Enforcement                  | 0          | 0                           | 0          | 0          | 0          | 0.0%          |
| Federal - General                     | 1          | 1                           | 1          | 0          | 1          | 100.0%        |
| <b>TOTAL FEDERAL</b>                  | <b>1</b>   | <b>1</b>                    | <b>1</b>   | <b>0</b>   | <b>1</b>   | <b>100.0%</b> |
| Liquor Act                            | 12         | 12                          | 1          | 9          | 10         | 83.3%         |
| Cannabis Act                          | 0          | 0                           | 0          | 0          | 0          | 0.0%          |
| Mental Health Act                     | 22         | 22                          | 1          | 1          | 2          | 9.1%          |
| Other Provincial Stats                | 64         | 55                          | 4          | 25         | 29         | 52.7%         |
| <b>Total Provincial Stats</b>         | <b>98</b>  | <b>89</b>                   | <b>6</b>   | <b>35</b>  | <b>41</b>  | <b>46.1%</b>  |
| Municipal By-laws Traffic             | 1          | 1                           | 0          | 0          | 0          | 0.0%          |
| Municipal By-laws                     | 0          | 0                           | 0          | 0          | 0          | 0.0%          |
| <b>Total Municipal</b>                | <b>1</b>   | <b>1</b>                    | <b>0</b>   | <b>0</b>   | <b>0</b>   | <b>0.0%</b>   |
| Fatals                                | 0          | 0                           | 0          | 0          | 0          | 0.0%          |
| Injury MVAS                           | 6          | 6                           | 1          | 1          | 2          | 33.3%         |
| Property Damage MVAS (Reportable)     | 58         | 58                          | 1          | 1          | 2          | 3.4%          |
| Property Damage MVAS (Non Reportable) | 5          | 5                           | 0          | 1          | 1          | 20.0%         |
| <b>TOTAL MVAS</b>                     | <b>69</b>  | <b>69</b>                   | <b>2</b>   | <b>3</b>   | <b>5</b>   | <b>7.2%</b>   |
| Roadside Suspension - Alcohol (Prov)  | 0          | 0                           | 0          | 0          | 0          | 0.0%          |
| Roadside Suspension - Drugs (Prov)    | 0          | 0                           | 0          | 0          | 0          | 0.0%          |
| <b>Total Provincial Traffic</b>       | <b>176</b> | <b>175</b>                  | <b>52</b>  | <b>90</b>  | <b>142</b> | <b>81.1%</b>  |
| <b>Other Traffic</b>                  | <b>2</b>   | <b>2</b>                    | <b>0</b>   | <b>0</b>   | <b>0</b>   | <b>0.0%</b>   |
| <b>Criminal Code Traffic</b>          | <b>15</b>  | <b>13</b>                   | <b>0</b>   | <b>7</b>   | <b>7</b>   | <b>53.8%</b>  |
| <b>Common Police Activities</b>       |            |                             |            |            |            |               |
| False Alarms                          | 15         | Suspicious Person/Vehicle   |            | 12         |            |               |
| False/Abandoned 911 Call and 911 Act  | 29         | VSU Accepted                |            | 0          |            |               |
| Persons Reported Missing              | 2          | VSU Declined                |            | 0          |            |               |
| Request to Locate                     | 0          | VSU Offered - Not Available |            | 0          |            |               |
| Abandoned Vehicles                    | 0          | VSU Proactive Referral      |            | 0          |            |               |



### Stakeholder Breakdowns as % of Total - Fort Vermilion Detachment Crime Data - January to March 2022

|                             |                              |       |                               |                              |       |
|-----------------------------|------------------------------|-------|-------------------------------|------------------------------|-------|
| Property Crime              | Beaver First Nation          | 3.9%  | Federal / Provincial Statutes | Beaver First Nation          | 2.2%  |
|                             | Little Red River Cree Nation | 65.6% |                               | Little Red River Cree Nation | 66.7% |
|                             | Mackenzie County             | 21.4% |                               | Mackenzie County             | 26.7% |
|                             | Tallcree First Nation        | 7.1%  |                               | Tallcree First Nation        | 7.8%  |
|                             | Undefined Zone*              | 1.9%  |                               | Undefined Zone*              | -3.3% |
| Persons Crime               | Beaver First Nation          | 0.8%  | Common Police Activities      | Beaver First Nation          | 0.0%  |
|                             | Little Red River Cree Nation | 78.9% |                               | Little Red River Cree Nation | 60.3% |
|                             | Mackenzie County             | 10.5% |                               | Mackenzie County             | 32.8% |
|                             | Tallcree First Nation        | 5.3%  |                               | Tallcree First Nation        | 1.7%  |
|                             | Undefined Zone*              | 4.5%  |                               | Undefined Zone*              | 5.2%  |
| Traffic                     | Beaver First Nation          | 0.0%  | TOTALS                        | Beaver First Nation          | 1.5%  |
|                             | Little Red River Cree Nation | 15.1% |                               | Little Red River Cree Nation | 50.3% |
|                             | Mackenzie County             | 78.0% |                               | Mackenzie County             | 40.5% |
|                             | Tallcree First Nation        | 0.4%  |                               | Tallcree First Nation        | 3.7%  |
|                             | Undefined Zone*              | 6.6%  |                               | Undefined Zone*              | 4.0%  |
| Drug Offences               | Beaver First Nation          | N/A   |                               |                              |       |
|                             | Little Red River Cree Nation | N/A   |                               |                              |       |
|                             | Mackenzie County             | N/A   |                               |                              |       |
|                             | Tallcree First Nation        | N/A   |                               |                              |       |
|                             | Undefined Zone*              | N/A   |                               |                              |       |
| Other Criminal Code Offence | Beaver First Nation          | 2.6%  |                               |                              |       |
|                             | Little Red River Cree Nation | 78.6% |                               |                              |       |
|                             | Mackenzie County             | 14.5% |                               |                              |       |
|                             | Tallcree First Nation        | 4.3%  |                               |                              |       |
|                             | Undefined Zone*              | 0.0%  |                               |                              |       |

\*Denotes where no zone or an incorrect zone was entered in PROS.



# Mackenzie County - Fort Vermilion Detachment

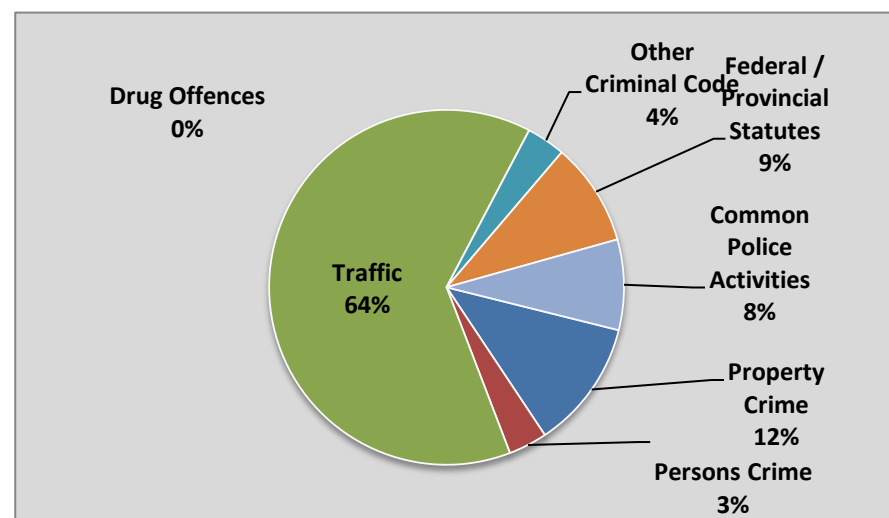
## Crime Data - March 2022

| CATEGORY                              | Reported  | Actual                      | ClrChg    | ClrOth    | Total Clr | % Clr         |
|---------------------------------------|-----------|-----------------------------|-----------|-----------|-----------|---------------|
| Offences Related to Death             | 0         | 0                           | 0         | 0         | 0         | 0.0%          |
| Robbery                               | 0         | 0                           | 0         | 0         | 0         | 0.0%          |
| Sexual Assaults                       | 0         | 0                           | 0         | 0         | 0         | 0.0%          |
| Other Sexual Offences                 | 0         | 0                           | 0         | 0         | 0         | 0.0%          |
| Assault                               | 4         | 3                           | 1         | 2         | 3         | 100.0%        |
| Kidnapping/Hostage/Abduction          | 0         | 0                           | 0         | 0         | 0         | 0.0%          |
| Extortion                             | 0         | 0                           | 0         | 0         | 0         | 0.0%          |
| Criminal Harassment                   | 1         | 0                           | 0         | 0         | 0         | 0.0%          |
| Uttering Threats                      | 0         | 0                           | 0         | 0         | 0         | 0.0%          |
| <b>TOTAL PERSONS</b>                  | <b>5</b>  | <b>3</b>                    | <b>1</b>  | <b>2</b>  | <b>3</b>  | <b>100.0%</b> |
| Break & Enter                         | 0         | 0                           | 0         | 1         | 1         | 0.0%          |
| Theft of Motor Vehicle                | 1         | 1                           | 0         | 0         | 0         | 0.0%          |
| Theft Over \$5,000                    | 0         | 0                           | 0         | 0         | 0         | 0.0%          |
| Theft Under \$5,000                   | 2         | 2                           | 1         | 1         | 2         | 100.0%        |
| Possn Stn Goods                       | 0         | 0                           | 0         | 0         | 0         | 0.0%          |
| Fraud                                 | 2         | 2                           | 0         | 1         | 1         | 50.0%         |
| Arson                                 | 0         | 0                           | 0         | 0         | 0         | 0.0%          |
| Mischief - Damage To Property         | 2         | 2                           | 1         | 1         | 2         | 100.0%        |
| Mischief - Other                      | 3         | 3                           | 0         | 3         | 3         | 100.0%        |
| <b>TOTAL PROPERTY</b>                 | <b>10</b> | <b>10</b>                   | <b>2</b>  | <b>7</b>  | <b>9</b>  | <b>90.0%</b>  |
| Offensive Weapons                     | 0         | 0                           | 0         | 0         | 0         | 0.0%          |
| Disturbing the Peace                  | 1         | 0                           | 0         | 0         | 0         | 0.0%          |
| Fail to Comply & Breaches             | 3         | 3                           | 2         | 1         | 3         | 100.0%        |
| <b>OTHER CRIMINAL CODE</b>            | <b>0</b>  | <b>0</b>                    | <b>0</b>  | <b>0</b>  | <b>0</b>  | <b>0.0%</b>   |
| <b>TOTAL OTHER CRIMINAL CODE</b>      | <b>4</b>  | <b>3</b>                    | <b>2</b>  | <b>1</b>  | <b>3</b>  | <b>100.0%</b> |
| <b>TOTAL CRIMINAL CODE</b>            | <b>19</b> | <b>16</b>                   | <b>5</b>  | <b>10</b> | <b>15</b> | <b>93.8%</b>  |
| Drug Enforcement - Production         | 0         | 0                           | 0         | 0         | 0         | 0.0%          |
| Drug Enforcement - Possession         | 0         | 0                           | 0         | 0         | 0         | 0.0%          |
| Drug Enforcement - Trafficking        | 0         | 0                           | 0         | 0         | 0         | 0.0%          |
| Drug Enforcement - Other              | 0         | 0                           | 0         | 0         | 0         | 0.0%          |
| <b>Total Drugs</b>                    | <b>0</b>  | <b>0</b>                    | <b>0</b>  | <b>0</b>  | <b>0</b>  | <b>0.0%</b>   |
| Cannabis Enforcement                  | 0         | 0                           | 0         | 0         | 0         | 0.0%          |
| Federal - General                     | 0         | 0                           | 0         | 0         | 0         | 0.0%          |
| <b>TOTAL FEDERAL</b>                  | <b>0</b>  | <b>0</b>                    | <b>0</b>  | <b>0</b>  | <b>0</b>  | <b>0.0%</b>   |
| Liquor Act                            | 3         | 3                           | 0         | 2         | 2         | 66.7%         |
| Cannabis Act                          | 0         | 0                           | 0         | 0         | 0         | 0.0%          |
| Mental Health Act                     | 2         | 2                           | 1         | 0         | 1         | 50.0%         |
| Other Provincial Stats                | 5         | 3                           | 0         | 0         | 0         | 0.0%          |
| <b>Total Provincial Stats</b>         | <b>10</b> | <b>8</b>                    | <b>1</b>  | <b>2</b>  | <b>3</b>  | <b>37.5%</b>  |
| Municipal By-laws Traffic             | 0         | 0                           | 0         | 0         | 0         | 0.0%          |
| Municipal By-laws                     | 0         | 0                           | 0         | 0         | 0         | 0.0%          |
| <b>Total Municipal</b>                | <b>0</b>  | <b>0</b>                    | <b>0</b>  | <b>0</b>  | <b>0</b>  | <b>0.0%</b>   |
| Fatals                                | 0         | 0                           | 0         | 0         | 0         | 0.0%          |
| Injury MVAS                           | 2         | 2                           | 1         | 0         | 1         | 50.0%         |
| Property Damage MVAS (Reportable)     | 13        | 13                          | 1         | 1         | 2         | 15.4%         |
| Property Damage MVAS (Non Reportable) | 0         | 0                           | 0         | 0         | 0         | 0.0%          |
| <b>TOTAL MVAS</b>                     | <b>15</b> | <b>15</b>                   | <b>2</b>  | <b>1</b>  | <b>3</b>  | <b>20.0%</b>  |
| Roadside Suspension - Alcohol (Prov)  | 0         | 0                           | 0         | 0         | 0         | 0.0%          |
| Roadside Suspension - Drugs (Prov)    | 0         | 0                           | 0         | 0         | 0         | 0.0%          |
| <b>Total Provincial Traffic</b>       | <b>38</b> | <b>38</b>                   | <b>17</b> | <b>14</b> | <b>31</b> | <b>81.6%</b>  |
| <b>Other Traffic</b>                  | <b>0</b>  | <b>0</b>                    | <b>0</b>  | <b>0</b>  | <b>0</b>  | <b>0.0%</b>   |
| <b>Criminal Code Traffic</b>          | <b>1</b>  | <b>1</b>                    | <b>0</b>  | <b>0</b>  | <b>0</b>  | <b>0.0%</b>   |
| <b>Common Police Activities</b>       |           |                             |           |           |           |               |
| False Alarms                          | 3         | Suspicious Person/Vehicle   | 3         |           |           |               |
| False/Abandoned 911 Call and 911 Act  | 1         | VSU Accepted                | 0         |           |           |               |
| Persons Reported Missing              | 0         | VSU Declined                | 0         |           |           |               |
| Request to Locate                     | 0         | VSU Offered - Not Available | 0         |           |           |               |
| Abandoned Vehicles                    | 0         | VSU Proactive Referral      | 0         |           |           |               |

# Mackenzie County - Fort Vermilion Detachment

## Crime Data - March 2022

|                             |                                      |              |                               |                                    |          |
|-----------------------------|--------------------------------------|--------------|-------------------------------|------------------------------------|----------|
| Property Crime              | Break & Enter                        | 0            | Federal / Provincial Statutes | Liquor Act                         | 3        |
|                             | Theft of Motor Vehicle               | 1            |                               | Cannabis Act & Enforcement         | 0        |
|                             | Theft Over \$5,000                   | 0            |                               | Mental Health Act                  | 2        |
|                             | Theft Under \$5,000                  | 2            |                               | Coroner's Act - Sudden Death       | 1        |
|                             | Possn Stn Goods                      | 0            |                               | Child Welfare Act                  | 0        |
|                             | Fraud                                | 2            |                               | Other Provincial Statute           | 2        |
|                             | Arson                                | 0            |                               | Other Federal Statute              | 0        |
|                             | Mischief To Property                 | 5            |                               | <b>Total</b>                       | <b>8</b> |
|                             | <b>Total</b>                         | <b>10</b>    |                               |                                    |          |
| Persons Crime               | Assault                              | 3            | Common Police Activities      | False Alarms                       | 3        |
|                             | Robbery/Extortion/Harassment/Threats | 0            |                               | False/Abandoned 911 Call           | 1        |
|                             | Sexual Offences                      | 0            |                               | Abandoned Vehicles                 | 0        |
|                             | Kidnapping/Hostage/Abduction         | 0            |                               | Persons Reported Missing           | 0        |
|                             | Offences Related to Death            | 0            |                               | Request to Locate                  | 0        |
|                             | <b>Total</b>                         | <b>3</b>     |                               | Suspicious Person/Vehicle/Property | 3        |
|                             |                                      | <b>Total</b> | <b>7</b>                      |                                    |          |
| Traffic                     | Motor Vehicle Collisions             | 15           |                               |                                    |          |
|                             | Impaired Related Offences            | 1            |                               |                                    |          |
|                             | Provincial Traffic Offences          | 38           |                               |                                    |          |
|                             | Other Traffic Related Offences       | 0            |                               |                                    |          |
|                             | <b>Total</b>                         | <b>54</b>    |                               |                                    |          |
| Drug Offences               | Drug Enforcement - Production        | 0            |                               |                                    |          |
|                             | Drug Enforcement - Possession        | 0            |                               |                                    |          |
|                             | Drug Enforcement - Trafficking       | 0            |                               |                                    |          |
|                             | Drug Enforcement - Other             | 0            |                               |                                    |          |
|                             | <b>Total</b>                         | <b>0</b>     |                               |                                    |          |
| Other Criminal Code Offence | Breach of Peace                      | 0            |                               |                                    |          |
|                             | Disturbing the Peace                 | 0            |                               |                                    |          |
|                             | Fail to Comply & Breaches            | 3            |                               |                                    |          |
|                             | Offensive Weapons                    | 0            |                               |                                    |          |
|                             | Other Offence                        | 0            |                               |                                    |          |
|                             | <b>Total</b>                         | <b>3</b>     |                               |                                    |          |



# Hamlet of La Crete - Fort Vermilion Detachment

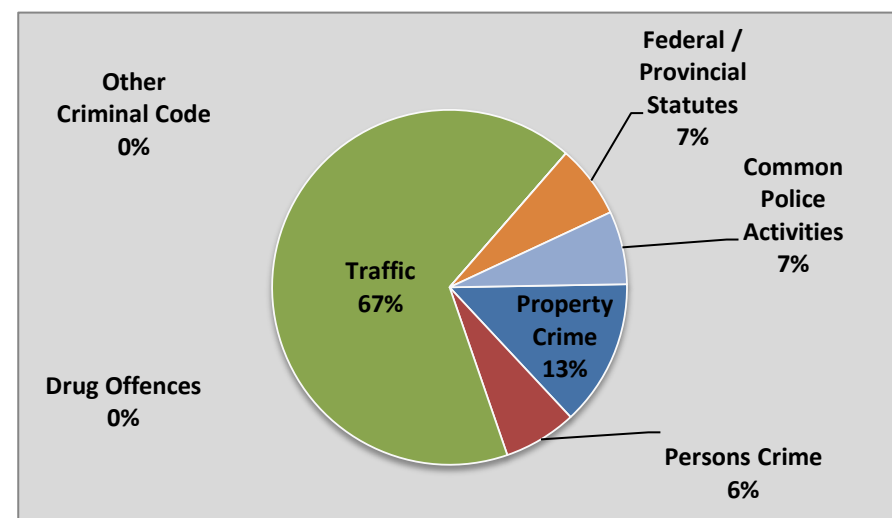
## Crime Data - March 2022

| CATEGORY                              | Reported | Actual                      | ClrChg   | ClrOth   | Total Clr | % Clr         |
|---------------------------------------|----------|-----------------------------|----------|----------|-----------|---------------|
| Offences Related to Death             | 0        | 0                           | 0        | 0        | 0         | 0.0%          |
| Robbery                               | 0        | 0                           | 0        | 0        | 0         | 0.0%          |
| Sexual Assaults                       | 0        | 0                           | 0        | 0        | 0         | 0.0%          |
| Other Sexual Offences                 | 0        | 0                           | 0        | 0        | 0         | 0.0%          |
| Assault                               | 1        | 1                           | 0        | 2        | 2         | 200.0%        |
| Kidnapping/Hostage/Abduction          | 0        | 0                           | 0        | 0        | 0         | 0.0%          |
| Extortion                             | 0        | 0                           | 0        | 0        | 0         | 0.0%          |
| Criminal Harassment                   | 0        | 0                           | 0        | 0        | 0         | 0.0%          |
| Uttering Threats                      | 0        | 0                           | 0        | 0        | 0         | 0.0%          |
| <b>TOTAL PERSONS</b>                  | <b>1</b> | <b>1</b>                    | <b>0</b> | <b>2</b> | <b>2</b>  | <b>200.0%</b> |
| Break & Enter                         | 0        | 0                           | 0        | 1        | 1         | 0.0%          |
| Theft of Motor Vehicle                | 0        | 0                           | 0        | 0        | 0         | 0.0%          |
| Theft Over \$5,000                    | 0        | 0                           | 0        | 0        | 0         | 0.0%          |
| Theft Under \$5,000                   | 0        | 0                           | 0        | 0        | 0         | 0.0%          |
| Possn Stn Goods                       | 0        | 0                           | 0        | 0        | 0         | 0.0%          |
| Fraud                                 | 1        | 1                           | 0        | 1        | 1         | 100.0%        |
| Arson                                 | 0        | 0                           | 0        | 0        | 0         | 0.0%          |
| Mischief - Damage To Property         | 0        | 0                           | 0        | 0        | 0         | 0.0%          |
| Mischief - Other                      | 1        | 1                           | 0        | 1        | 1         | 100.0%        |
| <b>TOTAL PROPERTY</b>                 | <b>2</b> | <b>2</b>                    | <b>0</b> | <b>3</b> | <b>3</b>  | <b>150.0%</b> |
| Offensive Weapons                     | 0        | 0                           | 0        | 0        | 0         | 0.0%          |
| Disturbing the Peace                  | 1        | 0                           | 0        | 0        | 0         | 0.0%          |
| Fail to Comply & Breaches             | 0        | 0                           | 0        | 0        | 0         | 0.0%          |
| <b>OTHER CRIMINAL CODE</b>            | <b>0</b> | <b>0</b>                    | <b>0</b> | <b>0</b> | <b>0</b>  | <b>0.0%</b>   |
| <b>TOTAL OTHER CRIMINAL CODE</b>      | <b>1</b> | <b>0</b>                    | <b>0</b> | <b>0</b> | <b>0</b>  | <b>0.0%</b>   |
| <b>TOTAL CRIMINAL CODE</b>            | <b>4</b> | <b>3</b>                    | <b>0</b> | <b>5</b> | <b>5</b>  | <b>166.7%</b> |
| Drug Enforcement - Production         | 0        | 0                           | 0        | 0        | 0         | 0.0%          |
| Drug Enforcement - Possession         | 0        | 0                           | 0        | 0        | 0         | 0.0%          |
| Drug Enforcement - Trafficking        | 0        | 0                           | 0        | 0        | 0         | 0.0%          |
| Drug Enforcement - Other              | 0        | 0                           | 0        | 0        | 0         | 0.0%          |
| <b>Total Drugs</b>                    | <b>0</b> | <b>0</b>                    | <b>0</b> | <b>0</b> | <b>0</b>  | <b>0.0%</b>   |
| Cannabis Enforcement                  | 0        | 0                           | 0        | 0        | 0         | 0.0%          |
| Federal - General                     | 0        | 0                           | 0        | 0        | 0         | 0.0%          |
| <b>TOTAL FEDERAL</b>                  | <b>0</b> | <b>0</b>                    | <b>0</b> | <b>0</b> | <b>0</b>  | <b>0.0%</b>   |
| Liquor Act                            | 0        | 0                           | 0        | 0        | 0         | 0.0%          |
| Cannabis Act                          | 0        | 0                           | 0        | 0        | 0         | 0.0%          |
| Mental Health Act                     | 0        | 0                           | 0        | 0        | 0         | 0.0%          |
| Other Provincial Stats                | 2        | 1                           | 0        | 0        | 0         | 0.0%          |
| <b>Total Provincial Stats</b>         | <b>2</b> | <b>1</b>                    | <b>0</b> | <b>0</b> | <b>0</b>  | <b>0.0%</b>   |
| Municipal By-laws Traffic             | 0        | 0                           | 0        | 0        | 0         | 0.0%          |
| Municipal By-laws                     | 0        | 0                           | 0        | 0        | 0         | 0.0%          |
| <b>Total Municipal</b>                | <b>0</b> | <b>0</b>                    | <b>0</b> | <b>0</b> | <b>0</b>  | <b>0.0%</b>   |
| Fatals                                | 0        | 0                           | 0        | 0        | 0         | 0.0%          |
| Injury MVAS                           | 0        | 0                           | 0        | 0        | 0         | 0.0%          |
| Property Damage MVAS (Reportable)     | 2        | 2                           | 0        | 1        | 1         | 50.0%         |
| Property Damage MVAS (Non Reportable) | 0        | 0                           | 0        | 0        | 0         | 0.0%          |
| <b>TOTAL MVAS</b>                     | <b>2</b> | <b>2</b>                    | <b>0</b> | <b>1</b> | <b>1</b>  | <b>50.0%</b>  |
| Roadside Suspension - Alcohol (Prov)  | 0        | 0                           | 0        | 0        | 0         | 0.0%          |
| Roadside Suspension - Drugs (Prov)    | 0        | 0                           | 0        | 0        | 0         | 0.0%          |
| <b>Total Provincial Traffic</b>       | <b>7</b> | <b>7</b>                    | <b>3</b> | <b>2</b> | <b>5</b>  | <b>71.4%</b>  |
| <b>Other Traffic</b>                  | <b>0</b> | <b>0</b>                    | <b>0</b> | <b>0</b> | <b>0</b>  | <b>0.0%</b>   |
| <b>Criminal Code Traffic</b>          | <b>1</b> | <b>1</b>                    | <b>0</b> | <b>0</b> | <b>0</b>  | <b>0.0%</b>   |
| <b>Common Police Activities</b>       |          |                             |          |          |           |               |
| False Alarms                          | 1        | Suspicious Person/Vehicle   | 0        |          |           |               |
| False/Abandoned 911 Call and 911 Act  | 0        | VSU Accepted                | 0        |          |           |               |
| Persons Reported Missing              | 0        | VSU Declined                | 0        |          |           |               |
| Request to Locate                     | 0        | VSU Offered - Not Available | 0        |          |           |               |
| Abandoned Vehicles                    | 0        | VSU Proactive Referral      | 0        |          |           |               |

# Hamlet of La Crete - Fort Vermilion Detachment

## Crime Data - March 2022

|                             |                                      |              |                               |                                    |          |
|-----------------------------|--------------------------------------|--------------|-------------------------------|------------------------------------|----------|
| Property Crime              | Break & Enter                        | 0            | Federal / Provincial Statutes | Liquor Act                         | 0        |
|                             | Theft of Motor Vehicle               | 0            |                               | Cannabis Act & Enforcement         | 0        |
|                             | Theft Over \$5,000                   | 0            |                               | Mental Health Act                  | 0        |
|                             | Theft Under \$5,000                  | 0            |                               | Coroner's Act - Sudden Death       | 0        |
|                             | Possn Stn Goods                      | 0            |                               | Child Welfare Act                  | 0        |
|                             | Fraud                                | 1            |                               | Other Provincial Statute           | 1        |
|                             | Arson                                | 0            |                               | Other Federal Statute              | 0        |
|                             | Mischief To Property                 | 1            |                               | <b>Total</b>                       | <b>1</b> |
|                             | <b>Total</b>                         | <b>2</b>     |                               |                                    |          |
| Persons Crime               | Assault                              | 1            | Common Police Activities      | False Alarms                       | 1        |
|                             | Robbery/Extortion/Harassment/Threats | 0            |                               | False/Abandoned 911 Call           | 0        |
|                             | Sexual Offences                      | 0            |                               | Abandoned Vehicles                 | 0        |
|                             | Kidnapping/Hostage/Abduction         | 0            |                               | Persons Reported Missing           | 0        |
|                             | Offences Related to Death            | 0            |                               | Request to Locate                  | 0        |
|                             | <b>Total</b>                         | <b>1</b>     |                               | Suspicious Person/Vehicle/Property | 0        |
|                             |                                      | <b>Total</b> | <b>1</b>                      |                                    |          |
| Traffic                     | Motor Vehicle Collisions             | 2            |                               |                                    |          |
|                             | Impaired Related Offences            | 1            |                               |                                    |          |
|                             | Provincial Traffic Offences          | 7            |                               |                                    |          |
|                             | Other Traffic Related Offences       | 0            |                               |                                    |          |
|                             | <b>Total</b>                         | <b>10</b>    |                               |                                    |          |
| Drug Offences               | Drug Enforcement - Production        | 0            |                               |                                    |          |
|                             | Drug Enforcement - Possession        | 0            |                               |                                    |          |
|                             | Drug Enforcement - Trafficking       | 0            |                               |                                    |          |
|                             | Drug Enforcement - Other             | 0            |                               |                                    |          |
|                             | <b>Total</b>                         | <b>0</b>     |                               |                                    |          |
| Other Criminal Code Offence | Breach of Peace                      | 0            |                               |                                    |          |
|                             | Disturbing the Peace                 | 0            |                               |                                    |          |
|                             | Fail to Comply & Breaches            | 0            |                               |                                    |          |
|                             | Offensive Weapons                    | 0            |                               |                                    |          |
|                             | Other Offence                        | 0            |                               |                                    |          |
|                             | <b>Total</b>                         | <b>0</b>     |                               |                                    |          |



# Hamlet of Fort Vermilion - Fort Vermilion Detachment

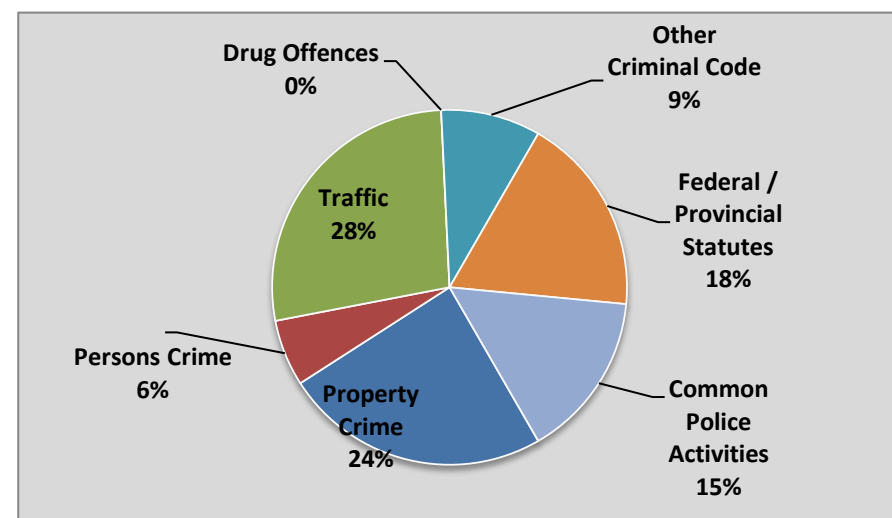
## Crime Data - March 2022

| CATEGORY                              | Reported  | Actual                      | ClrChg   | ClrOth   | Total Clr | % Clr         |
|---------------------------------------|-----------|-----------------------------|----------|----------|-----------|---------------|
| Offences Related to Death             | 0         | 0                           | 0        | 0        | 0         | 0.0%          |
| Robbery                               | 0         | 0                           | 0        | 0        | 0         | 0.0%          |
| Sexual Assaults                       | 0         | 0                           | 0        | 0        | 0         | 0.0%          |
| Other Sexual Offences                 | 0         | 0                           | 0        | 0        | 0         | 0.0%          |
| Assault                               | 3         | 2                           | 1        | 0        | 1         | 50.0%         |
| Kidnapping/Hostage/Abduction          | 0         | 0                           | 0        | 0        | 0         | 0.0%          |
| Extortion                             | 0         | 0                           | 0        | 0        | 0         | 0.0%          |
| Criminal Harassment                   | 0         | 0                           | 0        | 0        | 0         | 0.0%          |
| Uttering Threats                      | 0         | 0                           | 0        | 0        | 0         | 0.0%          |
| <b>TOTAL PERSONS</b>                  | <b>3</b>  | <b>2</b>                    | <b>1</b> | <b>0</b> | <b>1</b>  | <b>50.0%</b>  |
| Break & Enter                         | 0         | 0                           | 0        | 0        | 0         | 0.0%          |
| Theft of Motor Vehicle                | 1         | 1                           | 0        | 0        | 0         | 0.0%          |
| Theft Over \$5,000                    | 0         | 0                           | 0        | 0        | 0         | 0.0%          |
| Theft Under \$5,000                   | 2         | 2                           | 1        | 1        | 2         | 100.0%        |
| Possn Stn Goods                       | 0         | 0                           | 0        | 0        | 0         | 0.0%          |
| Fraud                                 | 1         | 1                           | 0        | 0        | 0         | 0.0%          |
| Arson                                 | 0         | 0                           | 0        | 0        | 0         | 0.0%          |
| Mischief - Damage To Property         | 2         | 2                           | 1        | 1        | 2         | 100.0%        |
| Mischief - Other                      | 2         | 2                           | 0        | 2        | 2         | 100.0%        |
| <b>TOTAL PROPERTY</b>                 | <b>8</b>  | <b>8</b>                    | <b>2</b> | <b>4</b> | <b>6</b>  | <b>75.0%</b>  |
| Offensive Weapons                     | 0         | 0                           | 0        | 0        | 0         | 0.0%          |
| Disturbing the Peace                  | 0         | 0                           | 0        | 0        | 0         | 0.0%          |
| Fail to Comply & Breaches             | 3         | 3                           | 2        | 1        | 3         | 100.0%        |
| <b>OTHER CRIMINAL CODE</b>            | <b>0</b>  | <b>0</b>                    | <b>0</b> | <b>0</b> | <b>0</b>  | <b>0.0%</b>   |
| <b>TOTAL OTHER CRIMINAL CODE</b>      | <b>3</b>  | <b>3</b>                    | <b>2</b> | <b>1</b> | <b>3</b>  | <b>100.0%</b> |
| <b>TOTAL CRIMINAL CODE</b>            | <b>14</b> | <b>13</b>                   | <b>5</b> | <b>5</b> | <b>10</b> | <b>76.9%</b>  |
| Drug Enforcement - Production         | 0         | 0                           | 0        | 0        | 0         | 0.0%          |
| Drug Enforcement - Possession         | 0         | 0                           | 0        | 0        | 0         | 0.0%          |
| Drug Enforcement - Trafficking        | 0         | 0                           | 0        | 0        | 0         | 0.0%          |
| Drug Enforcement - Other              | 0         | 0                           | 0        | 0        | 0         | 0.0%          |
| <b>Total Drugs</b>                    | <b>0</b>  | <b>0</b>                    | <b>0</b> | <b>0</b> | <b>0</b>  | <b>0.0%</b>   |
| Cannabis Enforcement                  | 0         | 0                           | 0        | 0        | 0         | 0.0%          |
| Federal - General                     | 0         | 0                           | 0        | 0        | 0         | 0.0%          |
| <b>TOTAL FEDERAL</b>                  | <b>0</b>  | <b>0</b>                    | <b>0</b> | <b>0</b> | <b>0</b>  | <b>0.0%</b>   |
| Liquor Act                            | 3         | 3                           | 0        | 2        | 2         | 66.7%         |
| Cannabis Act                          | 0         | 0                           | 0        | 0        | 0         | 0.0%          |
| Mental Health Act                     | 2         | 2                           | 1        | 0        | 1         | 50.0%         |
| Other Provincial Stats                | 2         | 1                           | 0        | 0        | 0         | 0.0%          |
| <b>Total Provincial Stats</b>         | <b>7</b>  | <b>6</b>                    | <b>1</b> | <b>2</b> | <b>3</b>  | <b>50.0%</b>  |
| Municipal By-laws Traffic             | 0         | 0                           | 0        | 0        | 0         | 0.0%          |
| Municipal By-laws                     | 0         | 0                           | 0        | 0        | 0         | 0.0%          |
| <b>Total Municipal</b>                | <b>0</b>  | <b>0</b>                    | <b>0</b> | <b>0</b> | <b>0</b>  | <b>0.0%</b>   |
| Fatals                                | 0         | 0                           | 0        | 0        | 0         | 0.0%          |
| Injury MVAS                           | 0         | 0                           | 0        | 0        | 0         | 0.0%          |
| Property Damage MVAS (Reportable)     | 0         | 0                           | 0        | 0        | 0         | 0.0%          |
| Property Damage MVAS (Non Reportable) | 0         | 0                           | 0        | 0        | 0         | 0.0%          |
| <b>TOTAL MVAS</b>                     | <b>0</b>  | <b>0</b>                    | <b>0</b> | <b>0</b> | <b>0</b>  | <b>0.0%</b>   |
| Roadside Suspension - Alcohol (Prov)  | 0         | 0                           | 0        | 0        | 0         | 0.0%          |
| Roadside Suspension - Drugs (Prov)    | 0         | 0                           | 0        | 0        | 0         | 0.0%          |
| <b>Total Provincial Traffic</b>       | <b>9</b>  | <b>9</b>                    | <b>1</b> | <b>8</b> | <b>9</b>  | <b>100.0%</b> |
| <b>Other Traffic</b>                  | <b>0</b>  | <b>0</b>                    | <b>0</b> | <b>0</b> | <b>0</b>  | <b>0.0%</b>   |
| <b>Criminal Code Traffic</b>          | <b>0</b>  | <b>0</b>                    | <b>0</b> | <b>0</b> | <b>0</b>  | <b>0.0%</b>   |
| <b>Common Police Activities</b>       |           |                             |          |          |           |               |
| False Alarms                          | 2         | Suspicious Person/Vehicle   | 2        |          |           |               |
| False/Abandoned 911 Call and 911 Act  | 1         | VSU Accepted                | 0        |          |           |               |
| Persons Reported Missing              | 0         | VSU Declined                | 0        |          |           |               |
| Request to Locate                     | 0         | VSU Offered - Not Available | 0        |          |           |               |
| Abandoned Vehicles                    | 0         | VSU Proactive Referral      | 0        |          |           |               |

# Hamlet of Fort Vermilion - Fort Vermilion Detachment

## Crime Data - March 2022

|                             |                                      |              |                               |                                    |          |
|-----------------------------|--------------------------------------|--------------|-------------------------------|------------------------------------|----------|
| Property Crime              | Break & Enter                        | 0            | Federal / Provincial Statutes | Liquor Act                         | 3        |
|                             | Theft of Motor Vehicle               | 1            |                               | Cannabis Act & Enforcement         | 0        |
|                             | Theft Over \$5,000                   | 0            |                               | Mental Health Act                  | 2        |
|                             | Theft Under \$5,000                  | 2            |                               | Coroner's Act - Sudden Death       | 0        |
|                             | Possn Stn Goods                      | 0            |                               | Child Welfare Act                  | 0        |
|                             | Fraud                                | 1            |                               | Other Provincial Statute           | 1        |
|                             | Arson                                | 0            |                               | Other Federal Statute              | 0        |
|                             | Mischief To Property                 | 4            |                               | <b>Total</b>                       | <b>6</b> |
|                             | <b>Total</b>                         | <b>8</b>     |                               |                                    |          |
| Persons Crime               | Assault                              | 2            | Common Police Activities      | False Alarms                       | 2        |
|                             | Robbery/Extortion/Harassment/Threats | 0            |                               | False/Abandoned 911 Call           | 1        |
|                             | Sexual Offences                      | 0            |                               | Abandoned Vehicles                 | 0        |
|                             | Kidnapping/Hostage/Abduction         | 0            |                               | Persons Reported Missing           | 0        |
|                             | Offences Related to Death            | 0            |                               | Request to Locate                  | 0        |
|                             | <b>Total</b>                         | <b>2</b>     |                               | Suspicious Person/Vehicle/Property | 2        |
|                             |                                      | <b>Total</b> | <b>5</b>                      |                                    |          |
| Traffic                     | Motor Vehicle Collisions             | 0            |                               |                                    |          |
|                             | Impaired Related Offences            | 0            |                               |                                    |          |
|                             | Provincial Traffic Offences          | 9            |                               |                                    |          |
|                             | Other Traffic Related Offences       | 0            |                               |                                    |          |
|                             | <b>Total</b>                         | <b>9</b>     |                               |                                    |          |
| Drug Offences               | Drug Enforcement - Production        | 0            |                               |                                    |          |
|                             | Drug Enforcement - Possession        | 0            |                               |                                    |          |
|                             | Drug Enforcement - Trafficking       | 0            |                               |                                    |          |
|                             | Drug Enforcement - Other             | 0            |                               |                                    |          |
|                             | <b>Total</b>                         | <b>0</b>     |                               |                                    |          |
| Other Criminal Code Offence | Breach of Peace                      | 0            |                               |                                    |          |
|                             | Disturbing the Peace                 | 0            |                               |                                    |          |
|                             | Fail to Comply & Breaches            | 3            |                               |                                    |          |
|                             | Offensive Weapons                    | 0            |                               |                                    |          |
|                             | Other Offence                        | 0            |                               |                                    |          |
|                             | <b>Total</b>                         | <b>3</b>     |                               |                                    |          |



# Mackenzie County - Fort Vermilion Detachment

## Crime Data - March 2022

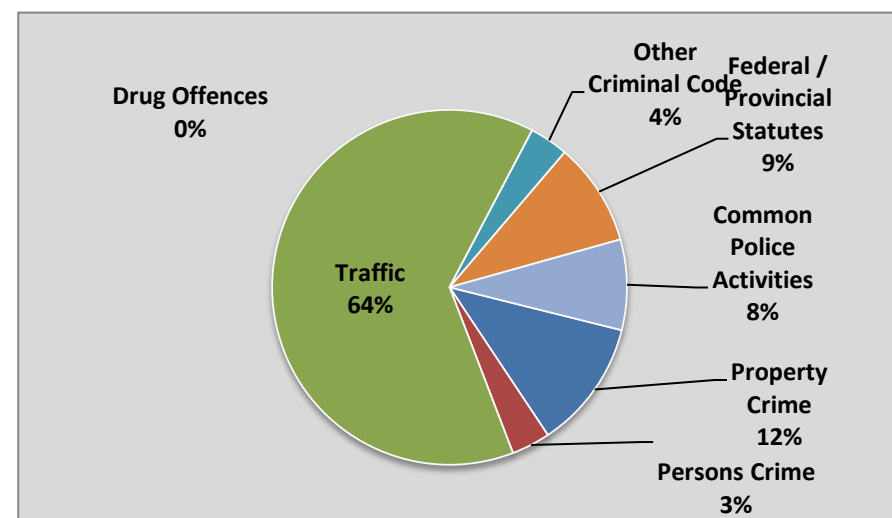
| CATEGORY                              | Reported  | Actual                      | ClrChg    | ClrOth    | Total Clr | % Clr         |
|---------------------------------------|-----------|-----------------------------|-----------|-----------|-----------|---------------|
| Offences Related to Death             | 0         | 0                           | 0         | 0         | 0         | 0.0%          |
| Robbery                               | 0         | 0                           | 0         | 0         | 0         | 0.0%          |
| Sexual Assaults                       | 0         | 0                           | 0         | 0         | 0         | 0.0%          |
| Other Sexual Offences                 | 0         | 0                           | 0         | 0         | 0         | 0.0%          |
| Assault                               | 4         | 3                           | 1         | 2         | 3         | 100.0%        |
| Kidnapping/Hostage/Abduction          | 0         | 0                           | 0         | 0         | 0         | 0.0%          |
| Extortion                             | 0         | 0                           | 0         | 0         | 0         | 0.0%          |
| Criminal Harassment                   | 1         | 0                           | 0         | 0         | 0         | 0.0%          |
| Uttering Threats                      | 0         | 0                           | 0         | 0         | 0         | 0.0%          |
| <b>TOTAL PERSONS</b>                  | <b>5</b>  | <b>3</b>                    | <b>1</b>  | <b>2</b>  | <b>3</b>  | <b>100.0%</b> |
| Break & Enter                         | 0         | 0                           | 0         | 1         | 1         | 0.0%          |
| Theft of Motor Vehicle                | 1         | 1                           | 0         | 0         | 0         | 0.0%          |
| Theft Over \$5,000                    | 0         | 0                           | 0         | 0         | 0         | 0.0%          |
| Theft Under \$5,000                   | 2         | 2                           | 1         | 1         | 2         | 100.0%        |
| Possn Stn Goods                       | 0         | 0                           | 0         | 0         | 0         | 0.0%          |
| Fraud                                 | 2         | 2                           | 0         | 1         | 1         | 50.0%         |
| Arson                                 | 0         | 0                           | 0         | 0         | 0         | 0.0%          |
| Mischief - Damage To Property         | 2         | 2                           | 1         | 1         | 2         | 100.0%        |
| Mischief - Other                      | 3         | 3                           | 0         | 3         | 3         | 100.0%        |
| <b>TOTAL PROPERTY</b>                 | <b>10</b> | <b>10</b>                   | <b>2</b>  | <b>7</b>  | <b>9</b>  | <b>90.0%</b>  |
| Offensive Weapons                     | 0         | 0                           | 0         | 0         | 0         | 0.0%          |
| Disturbing the Peace                  | 1         | 0                           | 0         | 0         | 0         | 0.0%          |
| Fail to Comply & Breaches             | 3         | 3                           | 2         | 1         | 3         | 100.0%        |
| <b>OTHER CRIMINAL CODE</b>            | <b>0</b>  | <b>0</b>                    | <b>0</b>  | <b>0</b>  | <b>0</b>  | <b>0.0%</b>   |
| <b>TOTAL OTHER CRIMINAL CODE</b>      | <b>4</b>  | <b>3</b>                    | <b>2</b>  | <b>1</b>  | <b>3</b>  | <b>100.0%</b> |
| <b>TOTAL CRIMINAL CODE</b>            | <b>19</b> | <b>16</b>                   | <b>5</b>  | <b>10</b> | <b>15</b> | <b>93.8%</b>  |
| Drug Enforcement - Production         | 0         | 0                           | 0         | 0         | 0         | 0.0%          |
| Drug Enforcement - Possession         | 0         | 0                           | 0         | 0         | 0         | 0.0%          |
| Drug Enforcement - Trafficking        | 0         | 0                           | 0         | 0         | 0         | 0.0%          |
| Drug Enforcement - Other              | 0         | 0                           | 0         | 0         | 0         | 0.0%          |
| <b>Total Drugs</b>                    | <b>0</b>  | <b>0</b>                    | <b>0</b>  | <b>0</b>  | <b>0</b>  | <b>0.0%</b>   |
| Cannabis Enforcement                  | 0         | 0                           | 0         | 0         | 0         | 0.0%          |
| Federal - General                     | 0         | 0                           | 0         | 0         | 0         | 0.0%          |
| <b>TOTAL FEDERAL</b>                  | <b>0</b>  | <b>0</b>                    | <b>0</b>  | <b>0</b>  | <b>0</b>  | <b>0.0%</b>   |
| Liquor Act                            | 3         | 3                           | 0         | 2         | 2         | 66.7%         |
| Cannabis Act                          | 0         | 0                           | 0         | 0         | 0         | 0.0%          |
| Mental Health Act                     | 2         | 2                           | 1         | 0         | 1         | 50.0%         |
| Other Provincial Stats                | 5         | 3                           | 0         | 0         | 0         | 0.0%          |
| <b>Total Provincial Stats</b>         | <b>10</b> | <b>8</b>                    | <b>1</b>  | <b>2</b>  | <b>3</b>  | <b>37.5%</b>  |
| Municipal By-laws Traffic             | 0         | 0                           | 0         | 0         | 0         | 0.0%          |
| Municipal By-laws                     | 0         | 0                           | 0         | 0         | 0         | 0.0%          |
| <b>Total Municipal</b>                | <b>0</b>  | <b>0</b>                    | <b>0</b>  | <b>0</b>  | <b>0</b>  | <b>0.0%</b>   |
| Fatals                                | 0         | 0                           | 0         | 0         | 0         | 0.0%          |
| Injury MVAS                           | 2         | 2                           | 1         | 0         | 1         | 50.0%         |
| Property Damage MVAS (Reportable)     | 13        | 13                          | 1         | 1         | 2         | 15.4%         |
| Property Damage MVAS (Non Reportable) | 0         | 0                           | 0         | 0         | 0         | 0.0%          |
| <b>TOTAL MVAS</b>                     | <b>15</b> | <b>15</b>                   | <b>2</b>  | <b>1</b>  | <b>3</b>  | <b>20.0%</b>  |
| Roadside Suspension - Alcohol (Prov)  | 0         | 0                           | 0         | 0         | 0         | 0.0%          |
| Roadside Suspension - Drugs (Prov)    | 0         | 0                           | 0         | 0         | 0         | 0.0%          |
| <b>Total Provincial Traffic</b>       | <b>38</b> | <b>38</b>                   | <b>17</b> | <b>14</b> | <b>31</b> | <b>81.6%</b>  |
| <b>Other Traffic</b>                  | <b>0</b>  | <b>0</b>                    | <b>0</b>  | <b>0</b>  | <b>0</b>  | <b>0.0%</b>   |
| <b>Criminal Code Traffic</b>          | <b>1</b>  | <b>1</b>                    | <b>0</b>  | <b>0</b>  | <b>0</b>  | <b>0.0%</b>   |
| <b>Common Police Activities</b>       |           |                             |           |           |           |               |
| False Alarms                          | 3         | Suspicious Person/Vehicle   | 3         |           |           |               |
| False/Abandoned 911 Call and 911 Act  | 1         | VSU Accepted                | 0         |           |           |               |
| Persons Reported Missing              | 0         | VSU Declined                | 0         |           |           |               |
| Request to Locate                     | 0         | VSU Offered - Not Available | 0         |           |           |               |
| Abandoned Vehicles                    | 0         | VSU Proactive Referral      | 0         |           |           |               |



# Mackenzie County - Fort Vermilion Detachment

## Crime Data - March 2022

|                             |                                      |              |                               |                                    |          |
|-----------------------------|--------------------------------------|--------------|-------------------------------|------------------------------------|----------|
| Property Crime              | Break & Enter                        | 0            | Federal / Provincial Statutes | Liquor Act                         | 3        |
|                             | Theft of Motor Vehicle               | 1            |                               | Cannabis Act & Enforcement         | 0        |
|                             | Theft Over \$5,000                   | 0            |                               | Mental Health Act                  | 2        |
|                             | Theft Under \$5,000                  | 2            |                               | Coroner's Act - Sudden Death       | 1        |
|                             | Possn Stn Goods                      | 0            |                               | Child Welfare Act                  | 0        |
|                             | Fraud                                | 2            |                               | Other Provincial Statute           | 2        |
|                             | Arson                                | 0            |                               | Other Federal Statute              | 0        |
|                             | Mischief To Property                 | 5            |                               | <b>Total</b>                       | <b>8</b> |
|                             | <b>Total</b>                         | <b>10</b>    |                               |                                    |          |
| Persons Crime               | Assault                              | 3            | Common Police Activities      | False Alarms                       | 3        |
|                             | Robbery/Extortion/Harassment/Threats | 0            |                               | False/Abandoned 911 Call           | 1        |
|                             | Sexual Offences                      | 0            |                               | Abandoned Vehicles                 | 0        |
|                             | Kidnapping/Hostage/Abduction         | 0            |                               | Persons Reported Missing           | 0        |
|                             | Offences Related to Death            | 0            |                               | Request to Locate                  | 0        |
|                             | <b>Total</b>                         | <b>3</b>     |                               | Suspicious Person/Vehicle/Property | 3        |
|                             |                                      | <b>Total</b> | <b>7</b>                      |                                    |          |
| Traffic                     | Motor Vehicle Collisions             | 15           |                               |                                    |          |
|                             | Impaired Related Offences            | 1            |                               |                                    |          |
|                             | Provincial Traffic Offences          | 38           |                               |                                    |          |
|                             | Other Traffic Related Offences       | 0            |                               |                                    |          |
|                             | <b>Total</b>                         | <b>54</b>    |                               |                                    |          |
| Drug Offences               | Drug Enforcement - Production        | 0            |                               |                                    |          |
|                             | Drug Enforcement - Possession        | 0            |                               |                                    |          |
|                             | Drug Enforcement - Trafficking       | 0            |                               |                                    |          |
|                             | Drug Enforcement - Other             | 0            |                               |                                    |          |
|                             | <b>Total</b>                         | <b>0</b>     |                               |                                    |          |
| Other Criminal Code Offence | Breach of Peace                      | 0            |                               |                                    |          |
|                             | Disturbing the Peace                 | 0            |                               |                                    |          |
|                             | Fail to Comply & Breaches            | 3            |                               |                                    |          |
|                             | Offensive Weapons                    | 0            |                               |                                    |          |
|                             | Other Offence                        | 0            |                               |                                    |          |
|                             | <b>Total</b>                         | <b>3</b>     |                               |                                    |          |



# Hamlet of La Crete - Fort Vermilion Detachment

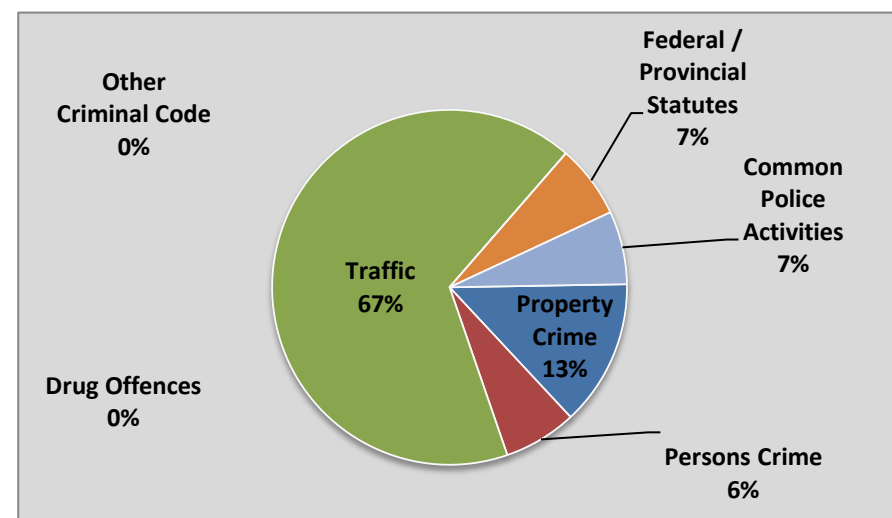
## Crime Data - March 2022

| CATEGORY                              | Reported | Actual                      | ClrChg   | ClrOth   | Total Clr | % Clr         |
|---------------------------------------|----------|-----------------------------|----------|----------|-----------|---------------|
| Offences Related to Death             | 0        | 0                           | 0        | 0        | 0         | 0.0%          |
| Robbery                               | 0        | 0                           | 0        | 0        | 0         | 0.0%          |
| Sexual Assaults                       | 0        | 0                           | 0        | 0        | 0         | 0.0%          |
| Other Sexual Offences                 | 0        | 0                           | 0        | 0        | 0         | 0.0%          |
| Assault                               | 1        | 1                           | 0        | 2        | 2         | 200.0%        |
| Kidnapping/Hostage/Abduction          | 0        | 0                           | 0        | 0        | 0         | 0.0%          |
| Extortion                             | 0        | 0                           | 0        | 0        | 0         | 0.0%          |
| Criminal Harassment                   | 0        | 0                           | 0        | 0        | 0         | 0.0%          |
| Uttering Threats                      | 0        | 0                           | 0        | 0        | 0         | 0.0%          |
| <b>TOTAL PERSONS</b>                  | <b>1</b> | <b>1</b>                    | <b>0</b> | <b>2</b> | <b>2</b>  | <b>200.0%</b> |
| Break & Enter                         | 0        | 0                           | 0        | 1        | 1         | 0.0%          |
| Theft of Motor Vehicle                | 0        | 0                           | 0        | 0        | 0         | 0.0%          |
| Theft Over \$5,000                    | 0        | 0                           | 0        | 0        | 0         | 0.0%          |
| Theft Under \$5,000                   | 0        | 0                           | 0        | 0        | 0         | 0.0%          |
| Possn Stn Goods                       | 0        | 0                           | 0        | 0        | 0         | 0.0%          |
| Fraud                                 | 1        | 1                           | 0        | 1        | 1         | 100.0%        |
| Arson                                 | 0        | 0                           | 0        | 0        | 0         | 0.0%          |
| Mischief - Damage To Property         | 0        | 0                           | 0        | 0        | 0         | 0.0%          |
| Mischief - Other                      | 1        | 1                           | 0        | 1        | 1         | 100.0%        |
| <b>TOTAL PROPERTY</b>                 | <b>2</b> | <b>2</b>                    | <b>0</b> | <b>3</b> | <b>3</b>  | <b>150.0%</b> |
| Offensive Weapons                     | 0        | 0                           | 0        | 0        | 0         | 0.0%          |
| Disturbing the Peace                  | 1        | 0                           | 0        | 0        | 0         | 0.0%          |
| Fail to Comply & Breaches             | 0        | 0                           | 0        | 0        | 0         | 0.0%          |
| <b>OTHER CRIMINAL CODE</b>            | <b>0</b> | <b>0</b>                    | <b>0</b> | <b>0</b> | <b>0</b>  | <b>0.0%</b>   |
| <b>TOTAL OTHER CRIMINAL CODE</b>      | <b>1</b> | <b>0</b>                    | <b>0</b> | <b>0</b> | <b>0</b>  | <b>0.0%</b>   |
| <b>TOTAL CRIMINAL CODE</b>            | <b>4</b> | <b>3</b>                    | <b>0</b> | <b>5</b> | <b>5</b>  | <b>166.7%</b> |
| Drug Enforcement - Production         | 0        | 0                           | 0        | 0        | 0         | 0.0%          |
| Drug Enforcement - Possession         | 0        | 0                           | 0        | 0        | 0         | 0.0%          |
| Drug Enforcement - Trafficking        | 0        | 0                           | 0        | 0        | 0         | 0.0%          |
| Drug Enforcement - Other              | 0        | 0                           | 0        | 0        | 0         | 0.0%          |
| <b>Total Drugs</b>                    | <b>0</b> | <b>0</b>                    | <b>0</b> | <b>0</b> | <b>0</b>  | <b>0.0%</b>   |
| Cannabis Enforcement                  | 0        | 0                           | 0        | 0        | 0         | 0.0%          |
| Federal - General                     | 0        | 0                           | 0        | 0        | 0         | 0.0%          |
| <b>TOTAL FEDERAL</b>                  | <b>0</b> | <b>0</b>                    | <b>0</b> | <b>0</b> | <b>0</b>  | <b>0.0%</b>   |
| Liquor Act                            | 0        | 0                           | 0        | 0        | 0         | 0.0%          |
| Cannabis Act                          | 0        | 0                           | 0        | 0        | 0         | 0.0%          |
| Mental Health Act                     | 0        | 0                           | 0        | 0        | 0         | 0.0%          |
| Other Provincial Stats                | 2        | 1                           | 0        | 0        | 0         | 0.0%          |
| <b>Total Provincial Stats</b>         | <b>2</b> | <b>1</b>                    | <b>0</b> | <b>0</b> | <b>0</b>  | <b>0.0%</b>   |
| Municipal By-laws Traffic             | 0        | 0                           | 0        | 0        | 0         | 0.0%          |
| Municipal By-laws                     | 0        | 0                           | 0        | 0        | 0         | 0.0%          |
| <b>Total Municipal</b>                | <b>0</b> | <b>0</b>                    | <b>0</b> | <b>0</b> | <b>0</b>  | <b>0.0%</b>   |
| Fatals                                | 0        | 0                           | 0        | 0        | 0         | 0.0%          |
| Injury MVAS                           | 0        | 0                           | 0        | 0        | 0         | 0.0%          |
| Property Damage MVAS (Reportable)     | 2        | 2                           | 0        | 1        | 1         | 50.0%         |
| Property Damage MVAS (Non Reportable) | 0        | 0                           | 0        | 0        | 0         | 0.0%          |
| <b>TOTAL MVAS</b>                     | <b>2</b> | <b>2</b>                    | <b>0</b> | <b>1</b> | <b>1</b>  | <b>50.0%</b>  |
| Roadside Suspension - Alcohol (Prov)  | 0        | 0                           | 0        | 0        | 0         | 0.0%          |
| Roadside Suspension - Drugs (Prov)    | 0        | 0                           | 0        | 0        | 0         | 0.0%          |
| <b>Total Provincial Traffic</b>       | <b>7</b> | <b>7</b>                    | <b>3</b> | <b>2</b> | <b>5</b>  | <b>71.4%</b>  |
| <b>Other Traffic</b>                  | <b>0</b> | <b>0</b>                    | <b>0</b> | <b>0</b> | <b>0</b>  | <b>0.0%</b>   |
| <b>Criminal Code Traffic</b>          | <b>1</b> | <b>1</b>                    | <b>0</b> | <b>0</b> | <b>0</b>  | <b>0.0%</b>   |
| <b>Common Police Activities</b>       |          |                             |          |          |           |               |
| False Alarms                          | 1        | Suspicious Person/Vehicle   | 0        |          |           |               |
| False/Abandoned 911 Call and 911 Act  | 0        | VSU Accepted                | 0        |          |           |               |
| Persons Reported Missing              | 0        | VSU Declined                | 0        |          |           |               |
| Request to Locate                     | 0        | VSU Offered - Not Available | 0        |          |           |               |
| Abandoned Vehicles                    | 0        | VSU Proactive Referral      | 0        |          |           |               |

# Hamlet of La Crete - Fort Vermilion Detachment

## Crime Data - March 2022

|                             |                                      |              |                               |                                    |          |
|-----------------------------|--------------------------------------|--------------|-------------------------------|------------------------------------|----------|
| Property Crime              | Break & Enter                        | 0            | Federal / Provincial Statutes | Liquor Act                         | 0        |
|                             | Theft of Motor Vehicle               | 0            |                               | Cannabis Act & Enforcement         | 0        |
|                             | Theft Over \$5,000                   | 0            |                               | Mental Health Act                  | 0        |
|                             | Theft Under \$5,000                  | 0            |                               | Coroner's Act - Sudden Death       | 0        |
|                             | Possn Stn Goods                      | 0            |                               | Child Welfare Act                  | 0        |
|                             | Fraud                                | 1            |                               | Other Provincial Statute           | 1        |
|                             | Arson                                | 0            |                               | Other Federal Statute              | 0        |
|                             | Mischief To Property                 | 1            |                               | <b>Total</b>                       | <b>1</b> |
|                             | <b>Total</b>                         | <b>2</b>     |                               |                                    |          |
| Persons Crime               | Assault                              | 1            | Common Police Activities      | False Alarms                       | 1        |
|                             | Robbery/Extortion/Harassment/Threats | 0            |                               | False/Abandoned 911 Call           | 0        |
|                             | Sexual Offences                      | 0            |                               | Abandoned Vehicles                 | 0        |
|                             | Kidnapping/Hostage/Abduction         | 0            |                               | Persons Reported Missing           | 0        |
|                             | Offences Related to Death            | 0            |                               | Request to Locate                  | 0        |
|                             | <b>Total</b>                         | <b>1</b>     |                               | Suspicious Person/Vehicle/Property | 0        |
|                             |                                      | <b>Total</b> | <b>1</b>                      |                                    |          |
| Traffic                     | Motor Vehicle Collisions             | 2            |                               |                                    |          |
|                             | Impaired Related Offences            | 1            |                               |                                    |          |
|                             | Provincial Traffic Offences          | 7            |                               |                                    |          |
|                             | Other Traffic Related Offences       | 0            |                               |                                    |          |
|                             | <b>Total</b>                         | <b>10</b>    |                               |                                    |          |
| Drug Offences               | Drug Enforcement - Production        | 0            |                               |                                    |          |
|                             | Drug Enforcement - Possession        | 0            |                               |                                    |          |
|                             | Drug Enforcement - Trafficking       | 0            |                               |                                    |          |
|                             | Drug Enforcement - Other             | 0            |                               |                                    |          |
|                             | <b>Total</b>                         | <b>0</b>     |                               |                                    |          |
| Other Criminal Code Offence | Breach of Peace                      | 0            |                               |                                    |          |
|                             | Disturbing the Peace                 | 0            |                               |                                    |          |
|                             | Fail to Comply & Breaches            | 0            |                               |                                    |          |
|                             | Offensive Weapons                    | 0            |                               |                                    |          |
|                             | Other Offence                        | 0            |                               |                                    |          |
|                             | <b>Total</b>                         | <b>0</b>     |                               |                                    |          |



# Hamlet of Fort Vermilion - Fort Vermilion Detachment

## Crime Data - March 2022

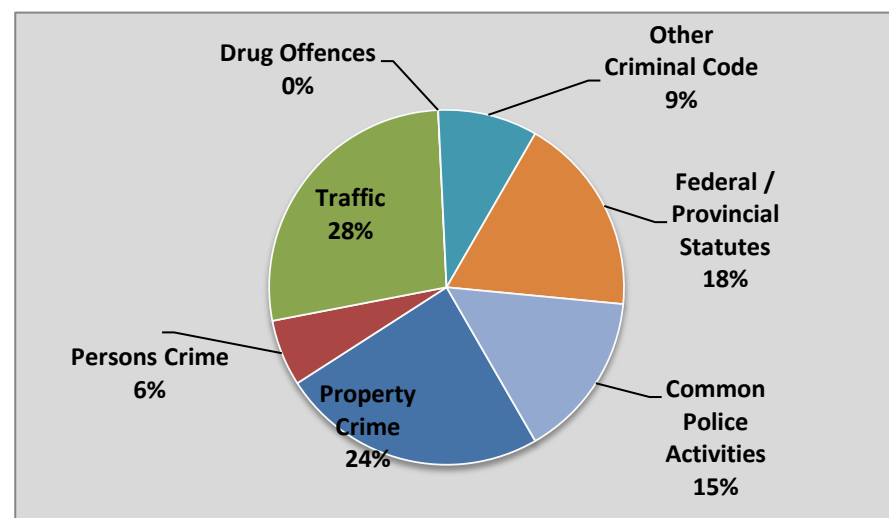
| CATEGORY                              | Reported  | Actual                      | ClrChg   | ClrOth   | Total Clr | % Clr         |
|---------------------------------------|-----------|-----------------------------|----------|----------|-----------|---------------|
| Offences Related to Death             | 0         | 0                           | 0        | 0        | 0         | 0.0%          |
| Robbery                               | 0         | 0                           | 0        | 0        | 0         | 0.0%          |
| Sexual Assaults                       | 0         | 0                           | 0        | 0        | 0         | 0.0%          |
| Other Sexual Offences                 | 0         | 0                           | 0        | 0        | 0         | 0.0%          |
| Assault                               | 3         | 2                           | 1        | 0        | 1         | 50.0%         |
| Kidnapping/Hostage/Abduction          | 0         | 0                           | 0        | 0        | 0         | 0.0%          |
| Extortion                             | 0         | 0                           | 0        | 0        | 0         | 0.0%          |
| Criminal Harassment                   | 0         | 0                           | 0        | 0        | 0         | 0.0%          |
| Uttering Threats                      | 0         | 0                           | 0        | 0        | 0         | 0.0%          |
| <b>TOTAL PERSONS</b>                  | <b>3</b>  | <b>2</b>                    | <b>1</b> | <b>0</b> | <b>1</b>  | <b>50.0%</b>  |
| Break & Enter                         | 0         | 0                           | 0        | 0        | 0         | 0.0%          |
| Theft of Motor Vehicle                | 1         | 1                           | 0        | 0        | 0         | 0.0%          |
| Theft Over \$5,000                    | 0         | 0                           | 0        | 0        | 0         | 0.0%          |
| Theft Under \$5,000                   | 2         | 2                           | 1        | 1        | 2         | 100.0%        |
| Possn Stn Goods                       | 0         | 0                           | 0        | 0        | 0         | 0.0%          |
| Fraud                                 | 1         | 1                           | 0        | 0        | 0         | 0.0%          |
| Arson                                 | 0         | 0                           | 0        | 0        | 0         | 0.0%          |
| Mischief - Damage To Property         | 2         | 2                           | 1        | 1        | 2         | 100.0%        |
| Mischief - Other                      | 2         | 2                           | 0        | 2        | 2         | 100.0%        |
| <b>TOTAL PROPERTY</b>                 | <b>8</b>  | <b>8</b>                    | <b>2</b> | <b>4</b> | <b>6</b>  | <b>75.0%</b>  |
| Offensive Weapons                     | 0         | 0                           | 0        | 0        | 0         | 0.0%          |
| Disturbing the Peace                  | 0         | 0                           | 0        | 0        | 0         | 0.0%          |
| Fail to Comply & Breaches             | 3         | 3                           | 2        | 1        | 3         | 100.0%        |
| <b>OTHER CRIMINAL CODE</b>            | <b>0</b>  | <b>0</b>                    | <b>0</b> | <b>0</b> | <b>0</b>  | <b>0.0%</b>   |
| <b>TOTAL OTHER CRIMINAL CODE</b>      | <b>3</b>  | <b>3</b>                    | <b>2</b> | <b>1</b> | <b>3</b>  | <b>100.0%</b> |
| <b>TOTAL CRIMINAL CODE</b>            | <b>14</b> | <b>13</b>                   | <b>5</b> | <b>5</b> | <b>10</b> | <b>76.9%</b>  |
| Drug Enforcement - Production         | 0         | 0                           | 0        | 0        | 0         | 0.0%          |
| Drug Enforcement - Possession         | 0         | 0                           | 0        | 0        | 0         | 0.0%          |
| Drug Enforcement - Trafficking        | 0         | 0                           | 0        | 0        | 0         | 0.0%          |
| Drug Enforcement - Other              | 0         | 0                           | 0        | 0        | 0         | 0.0%          |
| <b>Total Drugs</b>                    | <b>0</b>  | <b>0</b>                    | <b>0</b> | <b>0</b> | <b>0</b>  | <b>0.0%</b>   |
| Cannabis Enforcement                  | 0         | 0                           | 0        | 0        | 0         | 0.0%          |
| Federal - General                     | 0         | 0                           | 0        | 0        | 0         | 0.0%          |
| <b>TOTAL FEDERAL</b>                  | <b>0</b>  | <b>0</b>                    | <b>0</b> | <b>0</b> | <b>0</b>  | <b>0.0%</b>   |
| Liquor Act                            | 3         | 3                           | 0        | 2        | 2         | 66.7%         |
| Cannabis Act                          | 0         | 0                           | 0        | 0        | 0         | 0.0%          |
| Mental Health Act                     | 2         | 2                           | 1        | 0        | 1         | 50.0%         |
| Other Provincial Stats                | 2         | 1                           | 0        | 0        | 0         | 0.0%          |
| <b>Total Provincial Stats</b>         | <b>7</b>  | <b>6</b>                    | <b>1</b> | <b>2</b> | <b>3</b>  | <b>50.0%</b>  |
| Municipal By-laws Traffic             | 0         | 0                           | 0        | 0        | 0         | 0.0%          |
| Municipal By-laws                     | 0         | 0                           | 0        | 0        | 0         | 0.0%          |
| <b>Total Municipal</b>                | <b>0</b>  | <b>0</b>                    | <b>0</b> | <b>0</b> | <b>0</b>  | <b>0.0%</b>   |
| Fatals                                | 0         | 0                           | 0        | 0        | 0         | 0.0%          |
| Injury MVAS                           | 0         | 0                           | 0        | 0        | 0         | 0.0%          |
| Property Damage MVAS (Reportable)     | 0         | 0                           | 0        | 0        | 0         | 0.0%          |
| Property Damage MVAS (Non Reportable) | 0         | 0                           | 0        | 0        | 0         | 0.0%          |
| <b>TOTAL MVAS</b>                     | <b>0</b>  | <b>0</b>                    | <b>0</b> | <b>0</b> | <b>0</b>  | <b>0.0%</b>   |
| Roadside Suspension - Alcohol (Prov)  | 0         | 0                           | 0        | 0        | 0         | 0.0%          |
| Roadside Suspension - Drugs (Prov)    | 0         | 0                           | 0        | 0        | 0         | 0.0%          |
| <b>Total Provincial Traffic</b>       | <b>9</b>  | <b>9</b>                    | <b>1</b> | <b>8</b> | <b>9</b>  | <b>100.0%</b> |
| <b>Other Traffic</b>                  | <b>0</b>  | <b>0</b>                    | <b>0</b> | <b>0</b> | <b>0</b>  | <b>0.0%</b>   |
| <b>Criminal Code Traffic</b>          | <b>0</b>  | <b>0</b>                    | <b>0</b> | <b>0</b> | <b>0</b>  | <b>0.0%</b>   |
| <b>Common Police Activities</b>       |           |                             |          |          |           |               |
| False Alarms                          | 2         | Suspicious Person/Vehicle   | 2        |          |           |               |
| False/Abandoned 911 Call and 911 Act  | 1         | VSU Accepted                | 0        |          |           |               |
| Persons Reported Missing              | 0         | VSU Declined                | 0        |          |           |               |
| Request to Locate                     | 0         | VSU Offered - Not Available | 0        |          |           |               |
| Abandoned Vehicles                    | 0         | VSU Proactive Referral      | 0        |          |           |               |

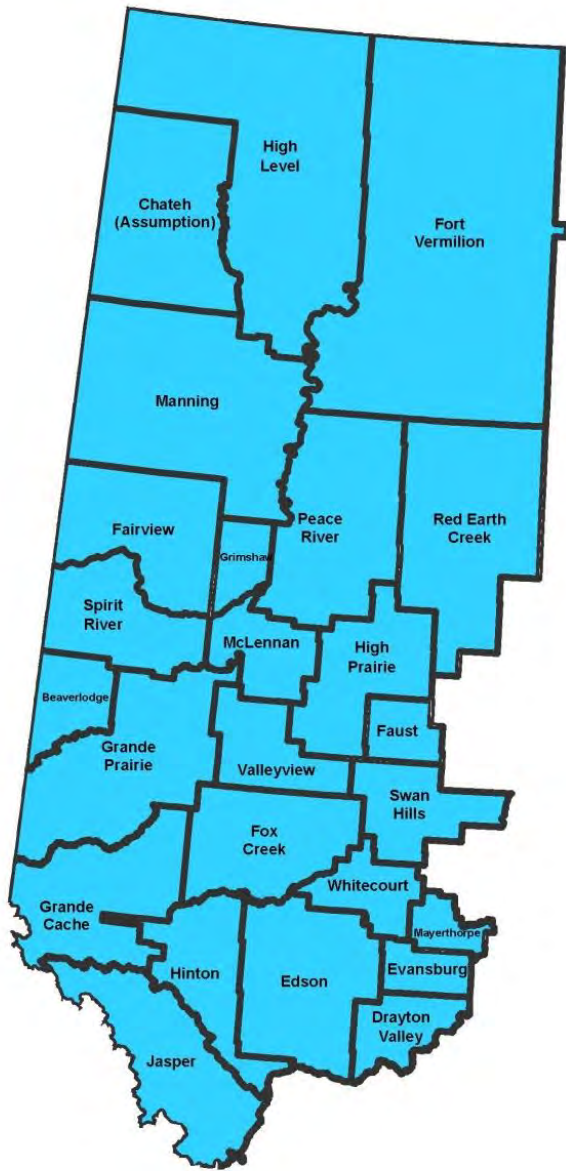
This Report contains information extracted from PROS. Any data (i.e. ZONE or ATOM) not correctly entered in PROS will NOT show up on this Report.

# Hamlet of Fort Vermilion - Fort Vermilion Detachment

## Crime Data - March 2022

|                             |                                      |              |                               |                                    |          |
|-----------------------------|--------------------------------------|--------------|-------------------------------|------------------------------------|----------|
| Property Crime              | Break & Enter                        | 0            | Federal / Provincial Statutes | Liquor Act                         | 3        |
|                             | Theft of Motor Vehicle               | 1            |                               | Cannabis Act & Enforcement         | 0        |
|                             | Theft Over \$5,000                   | 0            |                               | Mental Health Act                  | 2        |
|                             | Theft Under \$5,000                  | 2            |                               | Coroner's Act - Sudden Death       | 0        |
|                             | Possn Stn Goods                      | 0            |                               | Child Welfare Act                  | 0        |
|                             | Fraud                                | 1            |                               | Other Provincial Statute           | 1        |
|                             | Arson                                | 0            |                               | Other Federal Statute              | 0        |
|                             | Mischief To Property                 | 4            |                               | <b>Total</b>                       | <b>6</b> |
|                             | <b>Total</b>                         | <b>8</b>     |                               |                                    |          |
| Persons Crime               | Assault                              | 2            | Common Police Activities      | False Alarms                       | 2        |
|                             | Robbery/Extortion/Harassment/Threats | 0            |                               | False/Abandoned 911 Call           | 1        |
|                             | Sexual Offences                      | 0            |                               | Abandoned Vehicles                 | 0        |
|                             | Kidnapping/Hostage/Abduction         | 0            |                               | Persons Reported Missing           | 0        |
|                             | Offences Related to Death            | 0            |                               | Request to Locate                  | 0        |
|                             | <b>Total</b>                         | <b>2</b>     |                               | Suspicious Person/Vehicle/Property | 2        |
|                             |                                      | <b>Total</b> | <b>5</b>                      |                                    |          |
| Traffic                     | Motor Vehicle Collisions             | 0            |                               |                                    |          |
|                             | Impaired Related Offences            | 0            |                               |                                    |          |
|                             | Provincial Traffic Offences          | 9            |                               |                                    |          |
|                             | Other Traffic Related Offences       | 0            |                               |                                    |          |
|                             | <b>Total</b>                         | <b>9</b>     |                               |                                    |          |
| Drug Offences               | Drug Enforcement - Production        | 0            |                               |                                    |          |
|                             | Drug Enforcement - Possession        | 0            |                               |                                    |          |
|                             | Drug Enforcement - Trafficking       | 0            |                               |                                    |          |
|                             | Drug Enforcement - Other             | 0            |                               |                                    |          |
|                             | <b>Total</b>                         | <b>0</b>     |                               |                                    |          |
| Other Criminal Code Offence | Breach of Peace                      | 0            |                               |                                    |          |
|                             | Disturbing the Peace                 | 0            |                               |                                    |          |
|                             | Fail to Comply & Breaches            | 3            |                               |                                    |          |
|                             | Offensive Weapons                    | 0            |                               |                                    |          |
|                             | Other Offence                        | 0            |                               |                                    |          |
|                             | <b>Total</b>                         | <b>3</b>     |                               |                                    |          |





---

# Western Alberta District

---

**Mackenzie County**  
January – March  
Crime Statistics  
2019 - 2022

---

April 7, 2022

---

Prepared for: Mackenzie County





## Table of Contents

Detachment Narratives..... 3

Mackenzie County – All Detachments..... 4

Mackenzie County – Chateh Detachment ..... 6

Mackenzie County – Fort Vermilion Detachment..... 8

Mackenzie County – High Level Detachment .....10

*Statistics have been compiled using data pulled from the RCMP Police Reporting and Occurrence System (PROS). The accuracy of the data is dependent upon the accuracy of data entry. As PROS is a live database, it is possible for the statistics to adjust slightly over time.*

*Boxes with a “N/A” indicate that files in this category have been “purged” from the PROS database and are not reliable for comparison purposes.*



## Detachment Narratives





**Mackenzie County - All Detachments  
Crime Statistics (Actual)  
January to March: 2019 - 2022**

All categories contain "Attempted" and/or "Completed"

April-07-22

| CATEGORY                         | Trend | 2019       | 2020       | 2021      | 2022      | % Change<br>2019 - 2022 | % Change<br>2021 - 2022 | Avg File +/-<br>per Year |
|----------------------------------|-------|------------|------------|-----------|-----------|-------------------------|-------------------------|--------------------------|
| Offences Related to Death        |       | 0          | 0          | 0         | 0         | N/A                     | N/A                     | 0.0                      |
| Robbery                          |       | 0          | 0          | 1         | 0         | N/A                     | -100%                   | 0.1                      |
| Sexual Assaults                  |       | 4          | 0          | 0         | 0         | -100%                   | N/A                     | -1.2                     |
| Other Sexual Offences            |       | 0          | 0          | 0         | 2         | N/A                     | N/A                     | 0.6                      |
| Assault                          |       | 15         | 8          | 6         | 11        | -27%                    | 83%                     | -1.4                     |
| Kidnapping/Hostage/Abduction     |       | 1          | 0          | 0         | 0         | -100%                   | N/A                     | -0.3                     |
| Extortion                        |       | 0          | 0          | 0         | 0         | N/A                     | N/A                     | 0.0                      |
| Criminal Harassment              |       | 3          | 1          | 1         | 1         | -67%                    | 0%                      | -0.6                     |
| Uttering Threats                 |       | 9          | 9          | 3         | 2         | -78%                    | -33%                    | -2.7                     |
| <b>TOTAL PERSONS</b>             |       | <b>32</b>  | <b>18</b>  | <b>11</b> | <b>16</b> | <b>-50%</b>             | <b>45%</b>              | <b>-5.5</b>              |
| Break & Enter                    |       | 1          | 4          | 4         | 5         | 400%                    | 25%                     | 1.2                      |
| Theft of Motor Vehicle           |       | 1          | 7          | 4         | 3         | 200%                    | -25%                    | 0.3                      |
| Theft Over \$5,000               |       | 1          | 5          | 0         | 2         | 100%                    | N/A                     | -0.2                     |
| Theft Under \$5,000              |       | 7          | 10         | 1         | 4         | -43%                    | 300%                    | -1.8                     |
| Possn Stn Goods                  |       | 1          | 4          | 5         | 1         | 0%                      | -80%                    | 0.1                      |
| Fraud                            |       | 9          | 15         | 3         | 5         | -44%                    | 67%                     | -2.4                     |
| Arson                            |       | 1          | 1          | 0         | 0         | -100%                   | N/A                     | -0.4                     |
| Mischief - Damage To Property    |       | 0          | 4          | 4         | 5         | N/A                     | 25%                     | 1.5                      |
| Mischief - Other                 |       | 18         | 26         | 12        | 11        | -39%                    | -8%                     | -3.5                     |
| <b>TOTAL PROPERTY</b>            |       | <b>39</b>  | <b>76</b>  | <b>33</b> | <b>36</b> | <b>-8%</b>              | <b>9%</b>               | <b>-5.2</b>              |
| Offensive Weapons                |       | 4          | 2          | 1         | 3         | -25%                    | 200%                    | -0.4                     |
| Disturbing the peace             |       | 10         | 8          | 3         | 4         | -60%                    | 33%                     | -2.3                     |
| Fail to Comply & Breaches        |       | 90         | 31         | 20        | 10        | -89%                    | -50%                    | -25.1                    |
| <b>OTHER CRIMINAL CODE</b>       |       | <b>5</b>   | <b>1</b>   | <b>2</b>  | <b>4</b>  | <b>-20%</b>             | <b>100%</b>             | <b>-0.2</b>              |
| <b>TOTAL OTHER CRIMINAL CODE</b> |       | <b>109</b> | <b>42</b>  | <b>26</b> | <b>21</b> | <b>-81%</b>             | <b>-19%</b>             | <b>-28.0</b>             |
| <b>TOTAL CRIMINAL CODE</b>       |       | <b>180</b> | <b>136</b> | <b>70</b> | <b>73</b> | <b>-59%</b>             | <b>4%</b>               | <b>-38.7</b>             |



Mackenzie County - All Detachments  
 Crime Statistics (Actual)  
 January to March: 2019 - 2022

All categories contain "Attempted" and/or "Completed"

April-07-22

| CATEGORY                             | Trend | 2019       | 2020       | 2021       | 2022       | % Change<br>2019 - 2022 | % Change<br>2021 - 2022 | Avg File +/-<br>per Year |
|--------------------------------------|-------|------------|------------|------------|------------|-------------------------|-------------------------|--------------------------|
| Drug Enforcement - Production        |       | 0          | 0          | 0          | 0          | N/A                     | N/A                     | 0.0                      |
| Drug Enforcement - Possession        |       | 0          | 1          | 2          | 0          | N/A                     | -100%                   | 0.1                      |
| Drug Enforcement - Trafficking       |       | 1          | 1          | 3          | 0          | -100%                   | -100%                   | -0.1                     |
| Drug Enforcement - Other             |       | 0          | 0          | 1          | 0          | N/A                     | -100%                   | 0.1                      |
| <b>Total Drugs</b>                   |       | <b>1</b>   | <b>2</b>   | <b>6</b>   | <b>0</b>   | <b>-100%</b>            | <b>-100%</b>            | <b>0.1</b>               |
| Cannabis Enforcement                 |       | 0          | 0          | 0          | 0          | N/A                     | N/A                     | 0.0                      |
| Federal - General                    |       | 0          | 1          | 0          | 0          | N/A                     | N/A                     | -0.1                     |
| <b>TOTAL FEDERAL</b>                 |       | <b>1</b>   | <b>3</b>   | <b>6</b>   | <b>0</b>   | <b>-100%</b>            | <b>-100%</b>            | <b>0.0</b>               |
| Liquor Act                           |       | 15         | 4          | 15         | 5          | -67%                    | -67%                    | -1.9                     |
| Cannabis Act                         |       | 1          | 0          | 2          | 0          | -100%                   | -100%                   | -0.1                     |
| Mental Health Act                    |       | 14         | 11         | 10         | 10         | -29%                    | 0%                      | -1.3                     |
| Other Provincial Stats               |       | 20         | 15         | 31         | 10         | -50%                    | -68%                    | -1.4                     |
| <b>Total Provincial Stats</b>        |       | <b>50</b>  | <b>30</b>  | <b>58</b>  | <b>25</b>  | <b>-50%</b>             | <b>-57%</b>             | <b>-4.7</b>              |
| Municipal By-laws Traffic            |       | 2          | 0          | 0          | 0          | -100%                   | N/A                     | -0.6                     |
| Municipal By-laws                    |       | 3          | 1          | 0          | 0          | -100%                   | N/A                     | -1.0                     |
| <b>Total Municipal</b>               |       | <b>5</b>   | <b>1</b>   | <b>0</b>   | <b>0</b>   | <b>-100%</b>            | <b>N/A</b>              | <b>-1.6</b>              |
| Fatals                               |       | 0          | 0          | 0          | 0          | N/A                     | N/A                     | 0.0                      |
| Injury MVC                           |       | 10         | 5          | 6          | 6          | -40%                    | 0%                      | -1.1                     |
| Property Damage MVC (Reportable)     |       | 69         | 50         | 30         | 61         | -12%                    | 103%                    | -4.4                     |
| Property Damage MVC (Non Reportable) |       | 20         | 8          | 14         | 11         | -45%                    | -21%                    | -2.1                     |
| <b>TOTAL MVC</b>                     |       | <b>99</b>  | <b>63</b>  | <b>50</b>  | <b>78</b>  | <b>-21%</b>             | <b>56%</b>              | <b>-7.6</b>              |
| Roadside Suspension - Alcohol (Prov) |       | 0          | 0          | 0          | 0          | N/A                     | N/A                     | 0.0                      |
| Roadside Suspension - Drugs (Prov)   |       | 0          | 0          | 0          | 0          | N/A                     | N/A                     | 0.0                      |
| <b>Total Provincial Traffic</b>      |       | <b>261</b> | <b>122</b> | <b>208</b> | <b>199</b> | <b>-24%</b>             | <b>-4%</b>              | <b>-10.0</b>             |
| <b>Other Traffic</b>                 |       | <b>11</b>  | <b>4</b>   | <b>2</b>   | <b>2</b>   | <b>-82%</b>             | <b>0%</b>               | <b>-2.9</b>              |
| <b>Criminal Code Traffic</b>         |       | <b>35</b>  | <b>27</b>  | <b>17</b>  | <b>9</b>   | <b>-74%</b>             | <b>-47%</b>             | <b>-8.8</b>              |
| <b>Common Police Activities</b>      |       |            |            |            |            |                         |                         |                          |
| False Alarms                         |       | 8          | 4          | 3          | 6          | -25%                    | 100%                    | -0.7                     |
| False/Abandoned 911 Call and 911 Act |       | 26         | 17         | 10         | 7          | -73%                    | -30%                    | -6.4                     |
| Suspicious Person/Vehicle/Property   |       | 2          | 4          | 17         | 10         | 400%                    | -41%                    | 3.7                      |
| Persons Reported Missing             |       | 4          | 6          | 2          | 1          | -75%                    | -50%                    | -1.3                     |



**Mackenzie County - Chateh Detachment  
Crime Statistics (Actual)  
January to March: 2019 - 2022**

All categories contain "Attempted" and/or "Completed"

April-07-22

| CATEGORY                         | Trend | 2019     | 2020     | 2021     | 2022     | % Change<br>2019 - 2022 | % Change<br>2021 - 2022 | Avg File +/-<br>per Year |
|----------------------------------|-------|----------|----------|----------|----------|-------------------------|-------------------------|--------------------------|
| Offences Related to Death        |       | 0        | 0        | 0        | 0        | N/A                     | N/A                     | 0.0                      |
| Robbery                          |       | 0        | 0        | 0        | 0        | N/A                     | N/A                     | 0.0                      |
| Sexual Assaults                  |       | 0        | 0        | 0        | 0        | N/A                     | N/A                     | 0.0                      |
| Other Sexual Offences            |       | 0        | 0        | 0        | 0        | N/A                     | N/A                     | 0.0                      |
| Assault                          |       | 1        | 0        | 0        | 0        | -100%                   | N/A                     | -0.3                     |
| Kidnapping/Hostage/Abduction     |       | 0        | 0        | 0        | 0        | N/A                     | N/A                     | 0.0                      |
| Extortion                        |       | 0        | 0        | 0        | 0        | N/A                     | N/A                     | 0.0                      |
| Criminal Harassment              |       | 0        | 0        | 0        | 0        | N/A                     | N/A                     | 0.0                      |
| Uttering Threats                 |       | 0        | 0        | 0        | 0        | N/A                     | N/A                     | 0.0                      |
| <b>TOTAL PERSONS</b>             |       | <b>1</b> | <b>0</b> | <b>0</b> | <b>0</b> | <b>-100%</b>            | <b>N/A</b>              | <b>-0.3</b>              |
| Break & Enter                    |       | 0        | 0        | 0        | 0        | N/A                     | N/A                     | 0.0                      |
| Theft of Motor Vehicle           |       | 0        | 1        | 0        | 0        | N/A                     | N/A                     | -0.1                     |
| Theft Over \$5,000               |       | 1        | 2        | 0        | 0        | -100%                   | N/A                     | -0.5                     |
| Theft Under \$5,000              |       | 0        | 0        | 0        | 0        | N/A                     | N/A                     | 0.0                      |
| Possn Stn Goods                  |       | 0        | 0        | 0        | 0        | N/A                     | N/A                     | 0.0                      |
| Fraud                            |       | 0        | 1        | 0        | 0        | N/A                     | N/A                     | -0.1                     |
| Arson                            |       | 0        | 0        | 0        | 0        | N/A                     | N/A                     | 0.0                      |
| Mischief - Damage To Property    |       | 0        | 0        | 0        | 0        | N/A                     | N/A                     | 0.0                      |
| Mischief - Other                 |       | 0        | 0        | 0        | 0        | N/A                     | N/A                     | 0.0                      |
| <b>TOTAL PROPERTY</b>            |       | <b>1</b> | <b>4</b> | <b>0</b> | <b>0</b> | <b>-100%</b>            | <b>N/A</b>              | <b>-0.7</b>              |
| Offensive Weapons                |       | 0        | 0        | 0        | 0        | N/A                     | N/A                     | 0.0                      |
| Disturbing the peace             |       | 0        | 0        | 0        | 0        | N/A                     | N/A                     | 0.0                      |
| Fail to Comply & Breaches        |       | 0        | 0        | 0        | 0        | N/A                     | N/A                     | 0.0                      |
| <b>OTHER CRIMINAL CODE</b>       |       | <b>0</b> | <b>0</b> | <b>0</b> | <b>0</b> | <b>N/A</b>              | <b>N/A</b>              | <b>0.0</b>               |
| <b>TOTAL OTHER CRIMINAL CODE</b> |       | <b>0</b> | <b>0</b> | <b>0</b> | <b>0</b> | <b>N/A</b>              | <b>N/A</b>              | <b>0.0</b>               |
| <b>TOTAL CRIMINAL CODE</b>       |       | <b>2</b> | <b>4</b> | <b>0</b> | <b>0</b> | <b>-100%</b>            | <b>N/A</b>              | <b>-1.0</b>              |



**Mackenzie County - Chateh Detachment  
Crime Statistics (Actual)  
January to March: 2019 - 2022**

All categories contain "Attempted" and/or "Completed"

April-07-22

| CATEGORY                             | Trend | 2019      | 2020     | 2021     | 2022     | % Change<br>2019 - 2022 | % Change<br>2021 - 2022 | Avg File +/-<br>per Year |
|--------------------------------------|-------|-----------|----------|----------|----------|-------------------------|-------------------------|--------------------------|
| Drug Enforcement - Production        |       | 0         | 0        | 0        | 0        | N/A                     | N/A                     | 0.0                      |
| Drug Enforcement - Possession        |       | 0         | 0        | 0        | 0        | N/A                     | N/A                     | 0.0                      |
| Drug Enforcement - Trafficking       |       | 0         | 0        | 0        | 0        | N/A                     | N/A                     | 0.0                      |
| Drug Enforcement - Other             |       | 0         | 0        | 0        | 0        | N/A                     | N/A                     | 0.0                      |
| <b>Total Drugs</b>                   |       | <b>0</b>  | <b>0</b> | <b>0</b> | <b>0</b> | <b>N/A</b>              | <b>N/A</b>              | <b>0.0</b>               |
| Cannabis Enforcement                 |       | 0         | 0        | 0        | 0        | N/A                     | N/A                     | 0.0                      |
| Federal - General                    |       | 0         | 0        | 0        | 0        | N/A                     | N/A                     | 0.0                      |
| <b>TOTAL FEDERAL</b>                 |       | <b>0</b>  | <b>0</b> | <b>0</b> | <b>0</b> | <b>N/A</b>              | <b>N/A</b>              | <b>0.0</b>               |
| Liquor Act                           |       | 1         | 1        | 0        | 0        | -100%                   | N/A                     | -0.4                     |
| Cannabis Act                         |       | 0         | 0        | 0        | 0        | N/A                     | N/A                     | 0.0                      |
| Mental Health Act                    |       | 0         | 0        | 0        | 0        | N/A                     | N/A                     | 0.0                      |
| Other Provincial Stats               |       | 1         | 0        | 5        | 0        | -100%                   | -100%                   | 0.2                      |
| <b>Total Provincial Stats</b>        |       | <b>2</b>  | <b>1</b> | <b>5</b> | <b>0</b> | <b>-100%</b>            | <b>-100%</b>            | <b>-0.2</b>              |
| Municipal By-laws Traffic            |       | 0         | 0        | 0        | 0        | N/A                     | N/A                     | 0.0                      |
| Municipal By-laws                    |       | 0         | 0        | 0        | 0        | N/A                     | N/A                     | 0.0                      |
| <b>Total Municipal</b>               |       | <b>0</b>  | <b>0</b> | <b>0</b> | <b>0</b> | <b>N/A</b>              | <b>N/A</b>              | <b>0.0</b>               |
| Fatals                               |       | 0         | 0        | 0        | 0        | N/A                     | N/A                     | 0.0                      |
| Injury MVC                           |       | 1         | 0        | 0        | 0        | -100%                   | N/A                     | -0.3                     |
| Property Damage MVC (Reportable)     |       | 7         | 2        | 0        | 0        | -100%                   | N/A                     | -2.3                     |
| Property Damage MVC (Non Reportable) |       | 1         | 0        | 0        | 0        | -100%                   | N/A                     | -0.3                     |
| <b>TOTAL MVC</b>                     |       | <b>9</b>  | <b>2</b> | <b>0</b> | <b>0</b> | <b>-100%</b>            | <b>N/A</b>              | <b>-2.9</b>              |
| Roadside Suspension - Alcohol (Prov) |       | 0         | 0        | 0        | 0        | N/A                     | N/A                     | 0.0                      |
| Roadside Suspension - Drugs (Prov)   |       | 0         | 0        | 0        | 0        | N/A                     | N/A                     | 0.0                      |
| <b>Total Provincial Traffic</b>      |       | <b>21</b> | <b>8</b> | <b>3</b> | <b>0</b> | <b>-100%</b>            | <b>-100%</b>            | <b>-6.8</b>              |
| <b>Other Traffic</b>                 |       | <b>1</b>  | <b>0</b> | <b>0</b> | <b>0</b> | <b>-100%</b>            | <b>N/A</b>              | <b>-0.3</b>              |
| <b>Criminal Code Traffic</b>         |       | <b>1</b>  | <b>1</b> | <b>0</b> | <b>0</b> | <b>-100%</b>            | <b>N/A</b>              | <b>-0.4</b>              |
| <b>Common Police Activities</b>      |       |           |          |          |          |                         |                         |                          |
| False Alarms                         |       | 0         | 0        | 0        | 0        | N/A                     | N/A                     | 0.0                      |
| False/Abandoned 911 Call and 911 Act |       | 1         | 0        | 0        | 0        | -100%                   | N/A                     | -0.3                     |
| Suspicious Person/Vehicle/Property   |       | 0         | 0        | 0        | 0        | N/A                     | N/A                     | 0.0                      |
| Persons Reported Missing             |       | 0         | 0        | 0        | 0        | N/A                     | N/A                     | 0.0                      |



**Mackenzie County - Fort Vermilion Detachment  
Crime Statistics (Actual)  
January to March: 2019 - 2022**

All categories contain "Attempted" and/or "Completed"

April-07-22

| CATEGORY                         | Trend | 2019       | 2020       | 2021      | 2022      | % Change<br>2019 - 2022 | % Change<br>2021 - 2022 | Avg File +/-<br>per Year |
|----------------------------------|-------|------------|------------|-----------|-----------|-------------------------|-------------------------|--------------------------|
| Offences Related to Death        |       | 0          | 0          | 0         | 0         | N/A                     | N/A                     | 0.0                      |
| Robbery                          |       | 0          | 0          | 1         | 0         | N/A                     | -100%                   | 0.1                      |
| Sexual Assaults                  |       | 3          | 0          | 0         | 0         | -100%                   | N/A                     | -0.9                     |
| Other Sexual Offences            |       | 0          | 0          | 0         | 1         | N/A                     | N/A                     | 0.3                      |
| Assault                          |       | 11         | 5          | 6         | 11        | 0%                      | 83%                     | 0.1                      |
| Kidnapping/Hostage/Abduction     |       | 1          | 0          | 0         | 0         | -100%                   | N/A                     | -0.3                     |
| Extortion                        |       | 0          | 0          | 0         | 0         | N/A                     | N/A                     | 0.0                      |
| Criminal Harassment              |       | 3          | 1          | 1         | 0         | -100%                   | -100%                   | -0.9                     |
| Uttering Threats                 |       | 8          | 9          | 1         | 2         | -75%                    | 100%                    | -2.6                     |
| <b>TOTAL PERSONS</b>             |       | <b>26</b>  | <b>15</b>  | <b>9</b>  | <b>14</b> | <b>-46%</b>             | <b>56%</b>              | <b>-4.2</b>              |
| Break & Enter                    |       | 1          | 3          | 3         | 5         | 400%                    | 67%                     | 1.2                      |
| Theft of Motor Vehicle           |       | 0          | 3          | 4         | 2         | N/A                     | -50%                    | 0.7                      |
| Theft Over \$5,000               |       | 0          | 1          | 0         | 2         | N/A                     | N/A                     | 0.5                      |
| Theft Under \$5,000              |       | 7          | 8          | 1         | 4         | -43%                    | 300%                    | -1.6                     |
| Possn Stn Goods                  |       | 0          | 4          | 4         | 0         | N/A                     | -100%                   | 0.0                      |
| Fraud                            |       | 9          | 14         | 2         | 5         | -44%                    | 150%                    | -2.4                     |
| Arson                            |       | 1          | 1          | 0         | 0         | -100%                   | N/A                     | -0.4                     |
| Mischief - Damage To Property    |       | 0          | 3          | 4         | 5         | N/A                     | 25%                     | 1.6                      |
| Mischief - Other                 |       | 17         | 25         | 11        | 10        | -41%                    | -9%                     | -3.5                     |
| <b>TOTAL PROPERTY</b>            |       | <b>35</b>  | <b>62</b>  | <b>29</b> | <b>33</b> | <b>-6%</b>              | <b>14%</b>              | <b>-3.9</b>              |
| Offensive Weapons                |       | 4          | 1          | 1         | 0         | -100%                   | -100%                   | -1.2                     |
| Disturbing the peace             |       | 10         | 8          | 3         | 4         | -60%                    | 33%                     | -2.3                     |
| Fail to Comply & Breaches        |       | 88         | 31         | 18        | 9         | -90%                    | -50%                    | -25.0                    |
| <b>OTHER CRIMINAL CODE</b>       |       | <b>4</b>   | <b>1</b>   | <b>2</b>  | <b>3</b>  | <b>-25%</b>             | <b>50%</b>              | <b>-0.2</b>              |
| <b>TOTAL OTHER CRIMINAL CODE</b> |       | <b>106</b> | <b>41</b>  | <b>24</b> | <b>16</b> | <b>-85%</b>             | <b>-33%</b>             | <b>-28.7</b>             |
| <b>TOTAL CRIMINAL CODE</b>       |       | <b>167</b> | <b>118</b> | <b>62</b> | <b>63</b> | <b>-62%</b>             | <b>2%</b>               | <b>-36.8</b>             |



Mackenzie County - Fort Vermilion Detachment  
 Crime Statistics (Actual)  
 January to March: 2019 - 2022

All categories contain "Attempted" and/or "Completed"

April-07-22

| CATEGORY                             | Trend | 2019       | 2020      | 2021       | 2022       | % Change<br>2019 - 2022 | % Change<br>2021 - 2022 | Avg File +/-<br>per Year |
|--------------------------------------|-------|------------|-----------|------------|------------|-------------------------|-------------------------|--------------------------|
| Drug Enforcement - Production        |       | 0          | 0         | 0          | 0          | N/A                     | N/A                     | 0.0                      |
| Drug Enforcement - Possession        |       | 0          | 1         | 1          | 0          | N/A                     | -100%                   | 0.0                      |
| Drug Enforcement - Trafficking       |       | 0          | 0         | 3          | 0          | N/A                     | -100%                   | 0.3                      |
| Drug Enforcement - Other             |       | 0          | 0         | 1          | 0          | N/A                     | -100%                   | 0.1                      |
| <b>Total Drugs</b>                   |       | <b>0</b>   | <b>1</b>  | <b>5</b>   | <b>0</b>   | <b>N/A</b>              | <b>-100%</b>            | <b>0.4</b>               |
| Cannabis Enforcement                 |       | 0          | 0         | 0          | 0          | N/A                     | N/A                     | 0.0                      |
| Federal - General                    |       | 0          | 0         | 0          | 0          | N/A                     | N/A                     | 0.0                      |
| <b>TOTAL FEDERAL</b>                 |       | <b>0</b>   | <b>1</b>  | <b>5</b>   | <b>0</b>   | <b>N/A</b>              | <b>-100%</b>            | <b>0.4</b>               |
| Liquor Act                           |       | 6          | 2         | 9          | 5          | -17%                    | -44%                    | 0.4                      |
| Cannabis Act                         |       | 0          | 0         | 1          | 0          | N/A                     | -100%                   | 0.1                      |
| Mental Health Act                    |       | 13         | 10        | 8          | 9          | -31%                    | 13%                     | -1.4                     |
| Other Provincial Stats               |       | 17         | 14        | 24         | 10         | -41%                    | -58%                    | -1.1                     |
| <b>Total Provincial Stats</b>        |       | <b>36</b>  | <b>26</b> | <b>42</b>  | <b>24</b>  | <b>-33%</b>             | <b>-43%</b>             | <b>-2.0</b>              |
| Municipal By-laws Traffic            |       | 2          | 0         | 0          | 0          | -100%                   | N/A                     | -0.6                     |
| Municipal By-laws                    |       | 3          | 1         | 0          | 0          | -100%                   | N/A                     | -1.0                     |
| <b>Total Municipal</b>               |       | <b>5</b>   | <b>1</b>  | <b>0</b>   | <b>0</b>   | <b>-100%</b>            | <b>N/A</b>              | <b>-1.6</b>              |
| Fatals                               |       | 0          | 0         | 0          | 0          | N/A                     | N/A                     | 0.0                      |
| Injury MVC                           |       | 7          | 5         | 5          | 4          | -43%                    | -20%                    | -0.9                     |
| Property Damage MVC (Reportable)     |       | 38         | 32        | 18         | 51         | 34%                     | 183%                    | 2.5                      |
| Property Damage MVC (Non Reportable) |       | 9          | 3         | 8          | 4          | -56%                    | -50%                    | -1.0                     |
| <b>TOTAL MVC</b>                     |       | <b>54</b>  | <b>40</b> | <b>31</b>  | <b>59</b>  | <b>9%</b>               | <b>90%</b>              | <b>0.6</b>               |
| Roadside Suspension - Alcohol (Prov) |       | 0          | 0         | 0          | 0          | N/A                     | N/A                     | 0.0                      |
| Roadside Suspension - Drugs (Prov)   |       | 0          | 0         | 0          | 0          | N/A                     | N/A                     | 0.0                      |
| <b>Total Provincial Traffic</b>      |       | <b>138</b> | <b>68</b> | <b>125</b> | <b>138</b> | <b>0%</b>               | <b>10%</b>              | <b>5.7</b>               |
| <b>Other Traffic</b>                 |       | <b>9</b>   | <b>4</b>  | <b>2</b>   | <b>2</b>   | <b>-78%</b>             | <b>0%</b>               | <b>-2.3</b>              |
| <b>Criminal Code Traffic</b>         |       | <b>22</b>  | <b>15</b> | <b>12</b>  | <b>3</b>   | <b>-86%</b>             | <b>-75%</b>             | <b>-6.0</b>              |
| <b>Common Police Activities</b>      |       |            |           |            |            |                         |                         |                          |
| False Alarms                         |       | 6          | 4         | 2          | 5          | -17%                    | 150%                    | -0.5                     |
| False/Abandoned 911 Call and 911 Act |       | 24         | 17        | 9          | 6          | -75%                    | -33%                    | -6.2                     |
| Suspicious Person/Vehicle/Property   |       | 1          | 3         | 11         | 8          | 700%                    | -27%                    | 2.9                      |
| Persons Reported Missing             |       | 3          | 4         | 2          | 0          | -100%                   | -100%                   | -1.1                     |



**Mackenzie County - High Level Detachment  
Crime Statistics (Actual)  
January to March: 2019 - 2022**

All categories contain "Attempted" and/or "Completed"

April-07-22

| CATEGORY                         | Trend | 2019      | 2020      | 2021     | 2022      | % Change<br>2019 - 2022 | % Change<br>2021 - 2022 | Avg File +/-<br>per Year |
|----------------------------------|-------|-----------|-----------|----------|-----------|-------------------------|-------------------------|--------------------------|
| Offences Related to Death        |       | 0         | 0         | 0        | 0         | N/A                     | N/A                     | 0.0                      |
| Robbery                          |       | 0         | 0         | 0        | 0         | N/A                     | N/A                     | 0.0                      |
| Sexual Assaults                  |       | 1         | 0         | 0        | 0         | -100%                   | N/A                     | -0.3                     |
| Other Sexual Offences            |       | 0         | 0         | 0        | 1         | N/A                     | N/A                     | 0.3                      |
| Assault                          |       | 3         | 3         | 0        | 0         | -100%                   | N/A                     | -1.2                     |
| Kidnapping/Hostage/Abduction     |       | 0         | 0         | 0        | 0         | N/A                     | N/A                     | 0.0                      |
| Extortion                        |       | 0         | 0         | 0        | 0         | N/A                     | N/A                     | 0.0                      |
| Criminal Harassment              |       | 0         | 0         | 0        | 1         | N/A                     | N/A                     | 0.3                      |
| Uttering Threats                 |       | 1         | 0         | 2        | 0         | -100%                   | -100%                   | -0.1                     |
| <b>TOTAL PERSONS</b>             |       | <b>5</b>  | <b>3</b>  | <b>2</b> | <b>2</b>  | <b>-60%</b>             | <b>0%</b>               | <b>-1.0</b>              |
| Break & Enter                    |       | 0         | 1         | 1        | 0         | N/A                     | -100%                   | 0.0                      |
| Theft of Motor Vehicle           |       | 1         | 3         | 0        | 1         | 0%                      | N/A                     | -0.3                     |
| Theft Over \$5,000               |       | 0         | 2         | 0        | 0         | N/A                     | N/A                     | -0.2                     |
| Theft Under \$5,000              |       | 0         | 2         | 0        | 0         | N/A                     | N/A                     | -0.2                     |
| Possn Stn Goods                  |       | 1         | 0         | 1        | 1         | 0%                      | 0%                      | 0.1                      |
| Fraud                            |       | 0         | 0         | 1        | 0         | N/A                     | -100%                   | 0.1                      |
| Arson                            |       | 0         | 0         | 0        | 0         | N/A                     | N/A                     | 0.0                      |
| Mischief - Damage To Property    |       | 0         | 1         | 0        | 0         | N/A                     | N/A                     | -0.1                     |
| Mischief - Other                 |       | 1         | 1         | 1        | 1         | 0%                      | 0%                      | 0.0                      |
| <b>TOTAL PROPERTY</b>            |       | <b>3</b>  | <b>10</b> | <b>4</b> | <b>3</b>  | <b>0%</b>               | <b>-25%</b>             | <b>-0.6</b>              |
| Offensive Weapons                |       | 0         | 1         | 0        | 3         | N/A                     | N/A                     | 0.8                      |
| Disturbing the peace             |       | 0         | 0         | 0        | 0         | N/A                     | N/A                     | 0.0                      |
| Fail to Comply & Breaches        |       | 2         | 0         | 2        | 1         | -50%                    | -50%                    | -0.1                     |
| <b>OTHER CRIMINAL CODE</b>       |       | <b>1</b>  | <b>0</b>  | <b>0</b> | <b>1</b>  | <b>0%</b>               | <b>N/A</b>              | <b>0.0</b>               |
| <b>TOTAL OTHER CRIMINAL CODE</b> |       | <b>3</b>  | <b>1</b>  | <b>2</b> | <b>5</b>  | <b>67%</b>              | <b>150%</b>             | <b>0.7</b>               |
| <b>TOTAL CRIMINAL CODE</b>       |       | <b>11</b> | <b>14</b> | <b>8</b> | <b>10</b> | <b>-9%</b>              | <b>25%</b>              | <b>-0.9</b>              |



Mackenzie County - High Level Detachment  
 Crime Statistics (Actual)  
 January to March: 2019 - 2022

All categories contain "Attempted" and/or "Completed"

April-07-22

| CATEGORY                             | Trend | 2019       | 2020      | 2021      | 2022      | % Change<br>2019 - 2022 | % Change<br>2021 - 2022 | Avg File +/-<br>per Year |
|--------------------------------------|-------|------------|-----------|-----------|-----------|-------------------------|-------------------------|--------------------------|
| Drug Enforcement - Production        |       | 0          | 0         | 0         | 0         | N/A                     | N/A                     | 0.0                      |
| Drug Enforcement - Possession        |       | 0          | 0         | 1         | 0         | N/A                     | -100%                   | 0.1                      |
| Drug Enforcement - Trafficking       |       | 1          | 1         | 0         | 0         | -100%                   | N/A                     | -0.4                     |
| Drug Enforcement - Other             |       | 0          | 0         | 0         | 0         | N/A                     | N/A                     | 0.0                      |
| <b>Total Drugs</b>                   |       | <b>1</b>   | <b>1</b>  | <b>1</b>  | <b>0</b>  | <b>-100%</b>            | <b>-100%</b>            | <b>-0.3</b>              |
| Cannabis Enforcement                 |       | 0          | 0         | 0         | 0         | N/A                     | N/A                     | 0.0                      |
| Federal - General                    |       | 0          | 1         | 0         | 0         | N/A                     | N/A                     | -0.1                     |
| <b>TOTAL FEDERAL</b>                 |       | <b>1</b>   | <b>2</b>  | <b>1</b>  | <b>0</b>  | <b>-100%</b>            | <b>-100%</b>            | <b>-0.4</b>              |
| Liquor Act                           |       | 8          | 1         | 6         | 0         | -100%                   | -100%                   | -1.9                     |
| Cannabis Act                         |       | 1          | 0         | 1         | 0         | -100%                   | -100%                   | -0.2                     |
| Mental Health Act                    |       | 1          | 1         | 2         | 1         | 0%                      | -50%                    | 0.1                      |
| Other Provincial Stats               |       | 2          | 1         | 2         | 0         | -100%                   | -100%                   | -0.5                     |
| <b>Total Provincial Stats</b>        |       | <b>12</b>  | <b>3</b>  | <b>11</b> | <b>1</b>  | <b>-92%</b>             | <b>-91%</b>             | <b>-2.5</b>              |
| Municipal By-laws Traffic            |       | 0          | 0         | 0         | 0         | N/A                     | N/A                     | 0.0                      |
| Municipal By-laws                    |       | 0          | 0         | 0         | 0         | N/A                     | N/A                     | 0.0                      |
| <b>Total Municipal</b>               |       | <b>0</b>   | <b>0</b>  | <b>0</b>  | <b>0</b>  | <b>N/A</b>              | <b>N/A</b>              | <b>0.0</b>               |
| Fatals                               |       | 0          | 0         | 0         | 0         | N/A                     | N/A                     | 0.0                      |
| Injury MVC                           |       | 2          | 0         | 1         | 2         | 0%                      | 100%                    | 0.1                      |
| Property Damage MVC (Reportable)     |       | 24         | 16        | 12        | 10        | -58%                    | -17%                    | -4.6                     |
| Property Damage MVC (Non Reportable) |       | 10         | 5         | 6         | 7         | -30%                    | 17%                     | -0.8                     |
| <b>TOTAL MVC</b>                     |       | <b>36</b>  | <b>21</b> | <b>19</b> | <b>19</b> | <b>-47%</b>             | <b>0%</b>               | <b>-5.3</b>              |
| Roadside Suspension - Alcohol (Prov) |       | 0          | 0         | 0         | 0         | N/A                     | N/A                     | 0.0                      |
| Roadside Suspension - Drugs (Prov)   |       | 0          | 0         | 0         | 0         | N/A                     | N/A                     | 0.0                      |
| <b>Total Provincial Traffic</b>      |       | <b>102</b> | <b>46</b> | <b>80</b> | <b>61</b> | <b>-40%</b>             | <b>-24%</b>             | <b>-8.9</b>              |
| <b>Other Traffic</b>                 |       | <b>1</b>   | <b>0</b>  | <b>0</b>  | <b>0</b>  | <b>-100%</b>            | <b>N/A</b>              | <b>-0.3</b>              |
| <b>Criminal Code Traffic</b>         |       | <b>12</b>  | <b>11</b> | <b>5</b>  | <b>6</b>  | <b>-50%</b>             | <b>20%</b>              | <b>-2.4</b>              |
| <b>Common Police Activities</b>      |       |            |           |           |           |                         |                         |                          |
| False Alarms                         |       | 2          | 0         | 1         | 1         | -50%                    | 0%                      | -0.2                     |
| False/Abandoned 911 Call and 911 Act |       | 1          | 0         | 1         | 1         | 0%                      | 0%                      | 0.1                      |
| Suspicious Person/Vehicle/Property   |       | 1          | 1         | 6         | 2         | 100%                    | -67%                    | 0.8                      |
| Persons Reported Missing             |       | 1          | 2         | 0         | 1         | 0%                      | N/A                     | -0.2                     |





**Mackenzie County**

# REQUEST FOR DECISION

|                      |  |
|----------------------|--|
| <b>Meeting:</b>      | <b>Committee of the Whole</b>                                |
| <b>Meeting Date:</b> | <b>April 26, 2022</b>  |
| <b>Presented By:</b> | <b>Byron Peters – Interim Chief Administrative Officer</b>   |
| <b>Title:</b>        | <b>Renaming of La Crete Airport – Ray Toews - DELEGATION</b> |

**BACKGROUND / PROPOSAL:**

Administration received the attached correspondence from Ray Toews requesting to speak with Council with regards to the changing the name of the La Crete Airport.

**OPTIONS & BENEFITS:**

**COSTS & SOURCE OF FUNDING:**

**SUSTAINABILITY PLAN:**

**COMMUNICATION / PUBLIC PARTICIPATION:**

**POLICY REFERENCES:**

Author: C. Simpson Reviewed by: \_\_\_\_\_ CAO: \_\_\_\_\_

**RECOMMENDED ACTION:**

- Simple Majority       Requires 2/3       Requires Unanimous

That the verbal presentation regarding the request to re-name the La Crete Airport be received for information.

Author: \_\_\_\_\_ Reviewed by: \_\_\_\_\_ CAO: \_\_\_\_\_

**From:** [Ray Toews](#)  
**To:** [Carrie Simpson](#)  
**Subject:** Council agenda  
**Date:** April 11, 2022 10:33:31 AM

---

Please allow me to make representation to council to discuss re naming the La Crete Airport.

Ray Toews CD,QM,RM  
Fort Vermilion AB  
Hydway Hardware  
Inner Peace Flight





**Mackenzie County**

# REQUEST FOR DECISION

|                      |   |
|----------------------|---|
| <b>Meeting:</b>      | <b>Committee of the Whole</b>                             |
| <b>Meeting Date:</b> | <b>April 26, 2022</b>                                     |
| <b>Presented by</b>  | <b>Byron Peters, Interim Chief Administrative Officer</b> |
| <b>Title:</b>        | <b>Agricultural Fair &amp; Tradeshow - DELEGATION</b>     |

**BACKGROUND / PROPOSAL:**

The Agriculture Fair Committee is requesting a discussion with Council to develop a working arrangement regarding the Annual Summer Agricultural Fair and Tradeshow. Each summer the fair is hosted at the Fort Vermilion Experimental Farm. The Ag Fair will take place this year on August 12 & 13<sup>th</sup>.

The Committee is also requesting approval to use the Fort Vermilion County office's mailing address to receive correspondence.

A representative will give a short presentation at the meeting.

Their letter of request and the Terms of Reference are attached.

**OPTIONS & BENEFITS:**

**COSTS & SOURCE OF FUNDING:**

The following motion was made at the March 25, 2020 Regular Council Meeting. The funds were allocated to this reserve for future use. In order for these funds to be accessed, a council motion will be required if requested by the committee.

**Author:** C. Simpson      **Reviewed by:** \_\_\_\_\_      **CAO:** \_\_\_\_\_

**MOTION 20-03-200**  
Requires 2/3

**MOVED** by Deputy Reeve Sarapuk

*That \$12,655 from the Agricultural Fair surplus for 2019 be contributed to the General Operating Reserve to assist with the operational costs for the 2020 Agricultural Fair.*

**CARRIED**

**SUSTAINABILITY PLAN:**

**COMMUNICATION / PUBLIC PARTICIPATION:**

**POLICY REFERENCES:**

**RECOMMENDED ACTION:**

- Simple Majority       Requires 2/3       Requires Unanimous

That the presentation regarding the 2022 Agricultural Fair & Tradeshow be received for information.

Author: G. Smith      Reviewed by: \_\_\_\_\_      CAO: \_\_\_\_\_

Mackenzie County Agricultural Fair & Trade Show Committee  
c/o Mackenzie County  
Box 640  
Fort Vermilion, AB. T0H 1Z0

April 19, 2022

Mackenzie County Council  
Box 640  
Fort Vermilion, AB. T0H 1Z0

Re: Mackenzie County Agricultural Fair & Trade Show

The Mackenzie County Agricultural Fair & Trade Show Committee met on April 11. At this meeting it was determined that we would like to proceed with the Fair on August 12 and 13, 2022. A new executive was elected, consisting of:

Chair – Bill Boese (780-821-9116)  
Vice Chair – Ray Toews (780-926-7298)  
Treasurer – Greg Newman (780-821-3578)  
Secretary – Michelle Shesterniak (780-821-0433)

We are requesting a place on the April 27 Agenda to confirm County support for the Fair, as per the Terms of Reference approved in February, 2020. In addition, we are requesting approval to use the County's Fort Vermilion mailing address for the Fair Committee.

If you would like a presentation at the next Council meeting please contact Bill Boese or Ray Toews.



Bill Boese  
Mackenzie County Agricultural Fair & Trade Show  
Chair

## **AGRICULTURAL FAIR COMMITTEE TERMS OF REFERENCE**

### **Purpose:**

To organize and host the Annual Agricultural Fair and Tradeshow.

### **Committee Structure:**

The membership of the Committee will be comprised of the following:

- Volunteer Community Public Members

The committee shall appoint its own Chair and Vice-Chair and Treasurer at the first Committee meeting, on an annual basis.

Committee members shall not be eligible to receive remuneration.

### **Quorum:**

Five members present shall constitute quorum. The Chair or designate must be in attendance.

### **Term:**

Members shall sit on the Committee for a one year term.

### **Meeting Schedule:**

The committee shall meet as required in order to adequately address its responsibilities in a timely manner.

### **Agricultural Fair Committee General Responsibilities:**

The Committee shall:

- Organize and host the Annual Agricultural Fair & Tradeshow
- Set and manage budget and assume fiscal responsibilities
- Set meeting dates and maintain meeting records

### **Mackenzie County General Responsibilities:**

Mackenzie County shall:

- Advertise for Volunteer Committee Members annually
- Manage funds accrued through sponsorship
- Issue payments upon request with proof of receipt, within budget
- Provide liability coverage for committee members



- Assist with the Agricultural Fair site setup and tear down

**Purchasing Authority:**

The appointed Treasurer shall:

- Have the authority to purchase and sign-off on invoices for payment
- Complete a purchase request for all purchases which must be completed on a *Mackenzie County Field Requisition Form* and a copy submitted to the County Finance Department on a regular basis.

**Approved External Activities:**

- N/A

|                 | <b>Date</b> | <b>Resolution Number</b> |
|-----------------|-------------|--------------------------|
| <b>Approved</b> | 2016-02-09  |                          |
| <b>Amended</b>  | 2017-10-23  | 17-10-726                |
| <b>Amended</b>  | 2020-03-25  | 20-03-191                |





**Mackenzie County**

# REQUEST FOR DECISION

|                      |   |
|----------------------|---|
| <b>Meeting:</b>      | <b>Committee of the Whole</b>               |
| <b>Meeting Date:</b> | <b>April 26, 2022</b>                       |
| <b>Presented By:</b> | <b>Jeff Simpson, Director of Operations</b> |
| <b>Title:</b>        | <b>Voyent Alert by Icesoft - DELEGATION</b> |

**BACKGROUND / PROPOSAL:**

Icesoft has been contacted by Administration to attend the Committee of the Whole meeting to provide a background on their mass notification software solution, Voyent Alert. As an Alberta based company, Icesoft has over 18 years experience in the software industry and launched their alerting software solution in 2017.

With over 300 communities across Canada including Town of Rainbow Lake, Town of Manning, Athabasca County, Northern Sunrise County, and Big Lakes County to name some close to ours, Voyent Alert is emerging as a leader in this industry.

Liana Munroe, Senior Account Executive from Icesoft has agreed to present a program overview to Council concerning Voyent Alert and will answer any questions relating to her presentation.

**OPTIONS & BENEFITS:**

N/A

**COSTS & SOURCE OF FUNDING:**

N/A

**SUSTAINABILITY PLAN:**

N/A

**Author:** J. SIMPSON **Reviewed by:** \_\_\_\_\_ **CAO:** B Peters

**COMMUNICATION / PUBLIC PARTICIPATION:**

N/A

**POLICY REFERENCES:**

N/A

**RECOMMENDED ACTION:**

Simple Majority       Requires 2/3       Requires Unanimous

That the report from Icesoft regarding Voyant Alert be received for information.

Author: J. SIMPSON      Reviewed by: \_\_\_\_\_      CAO: B Peters








VOYENT**ALERT!**

SMART COMMUNICATIONS **FOR CONNECTED COMMUNITIES**



# BY **ICESOFT**

-  **BASED IN CANADA** Established & located in Calgary.
-  **STRONG HISTORY** 18 years in the software industry.
-  **CUSTOMER SUPPORT** Past clients include FedEx, US Nuclear Regulatory, US Steel.
-  **HIGHLY DIFFERENTIATED** Unique alerting service launched in 2017
-  **ENTERPRISE SOLUTIONS** We work with you to provide solutions in a timely manner.

# COMMUNICATION **CHALLENGES?**

---

- Time and Resources?
- Cost?
- Gaps in coverage?
- Not satisfied with existing system?
- No reliable system in place?



# NOTIFICATION **REQUIREMENTS?**

---

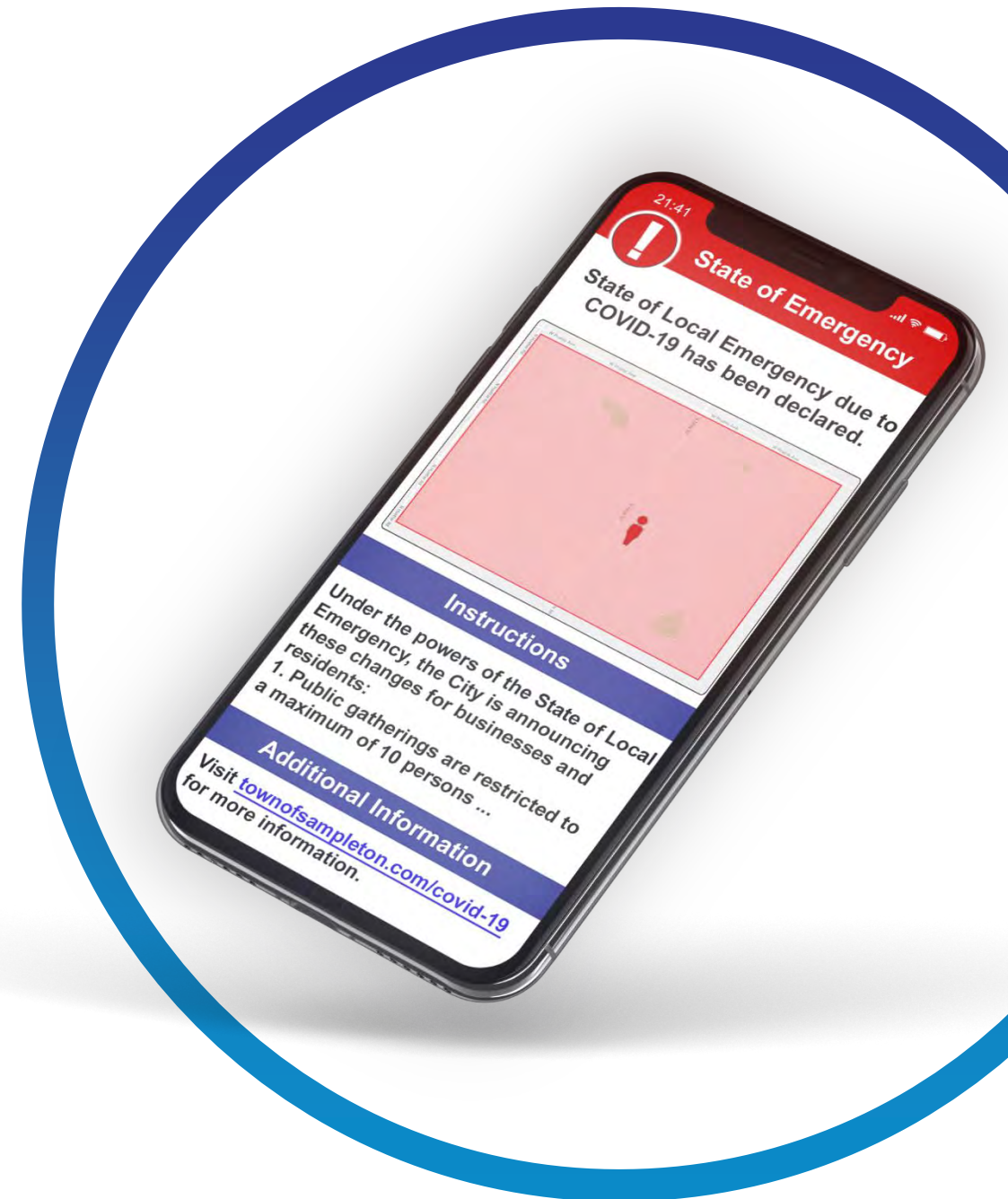
- Emergency Alerts
- Road Closures
- Boil Water Orders/ Water Access
- Day to Day Communications
- Public Notices
- Community Engagement





# ABOUT VOYENT

- Voyent Alert! is a Multi-Purpose Notification Service.
- Used for **BOTH** Emergency as well as Day-to-Day communications
- Focused on communities.



# CRITICAL INCIDENT



**FIRE**



**BIOHAZARD**



**GAS LEAK**



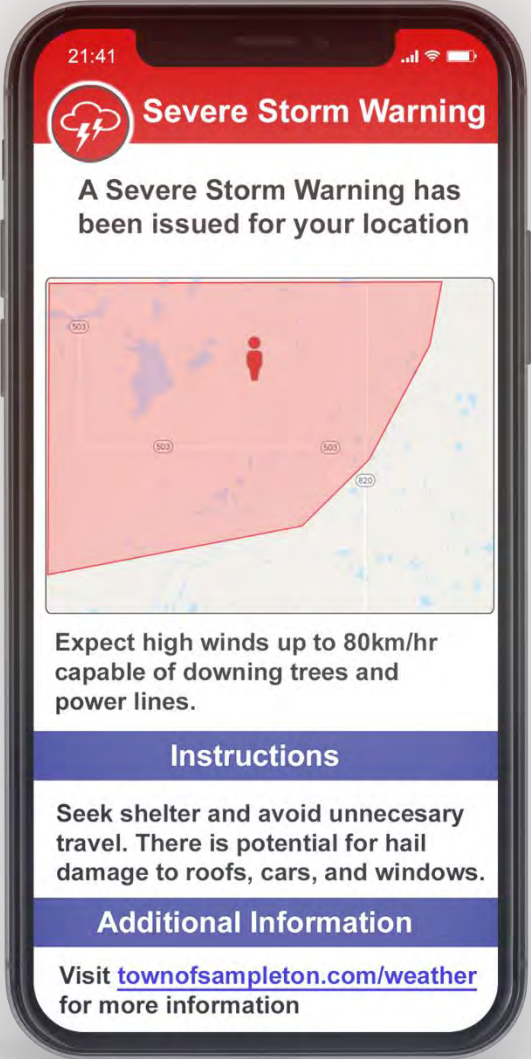
**SEVERE WEATHER**



**FLOOD**



**Violent Incident**



# DAY TO DAY



ROAD **CLOSURE**



FIRE **BAN**



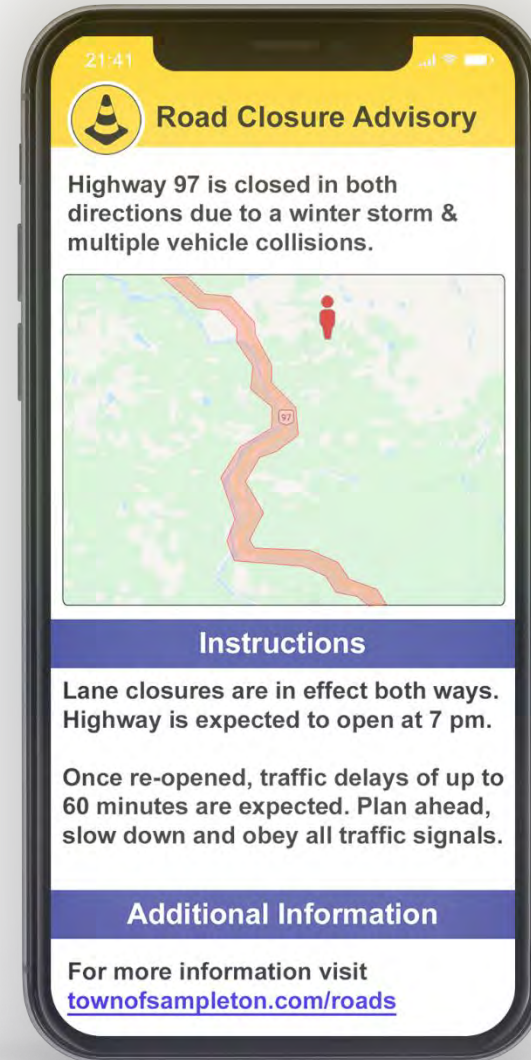
FACILITY **CLOSURE**



WATER **ADVISORY** Public **Notice**



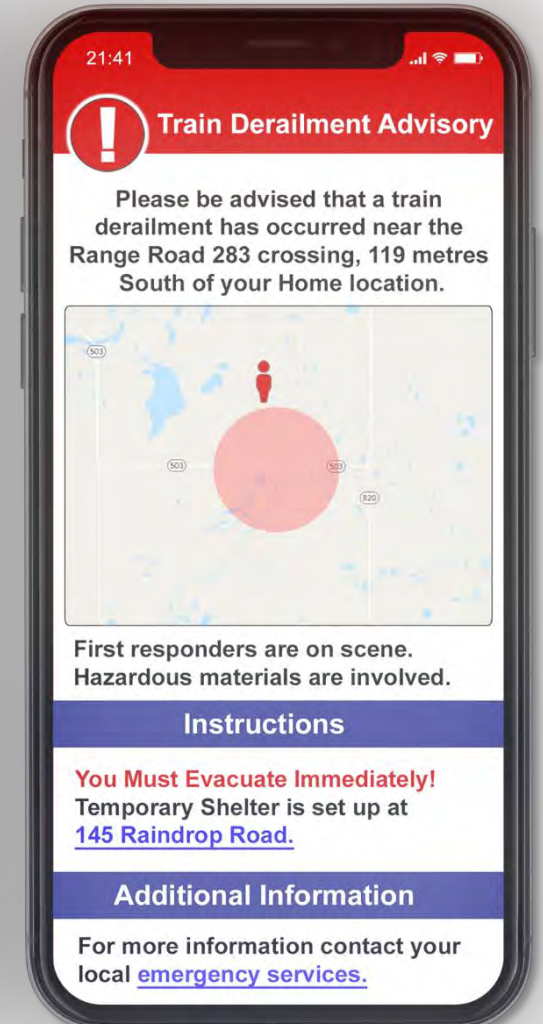
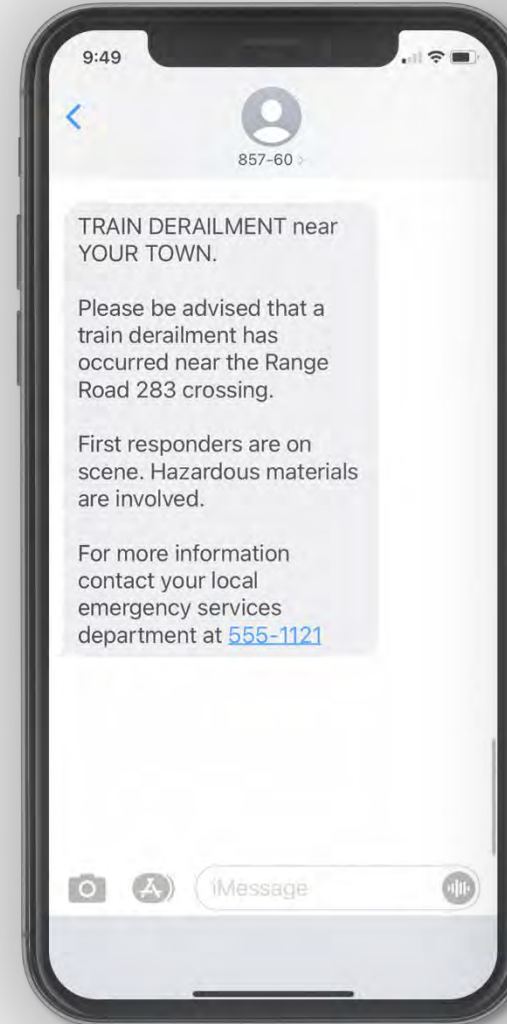
CRIME **WATCH**



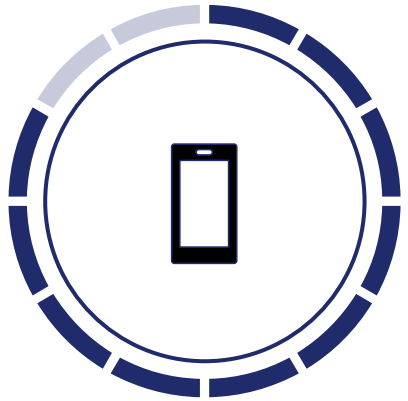
# OUR DIFFERENCE

Targeted, Personalized & **ENRICHED**

BEYOND THE TRADITIONAL  
TEXT BASED OFFERING



# MULTI-CHANNEL **DELIVERY**



MOBILE **APP**



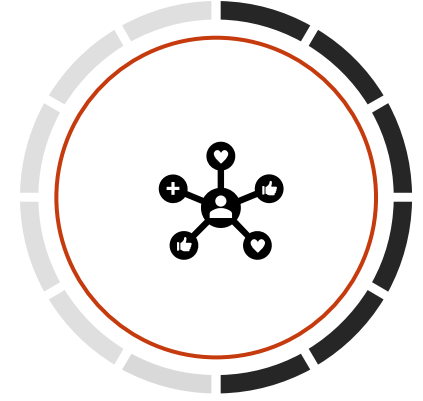
SMS / **TEXT**



**EMAIL**



VOICE TO **LANDLINE**



SOCIAL **MEDIA**

Alerts on app can be shared to a contact list.  

# PRIVATE & **SECURE**

---

ANONYMOUS **REGISTRATION**

FEDERAL & **PROVINCIAL COMPLIANT**

PIPEDA **COMPLIANT**

2 FACTOR **AUTHENTICATION**

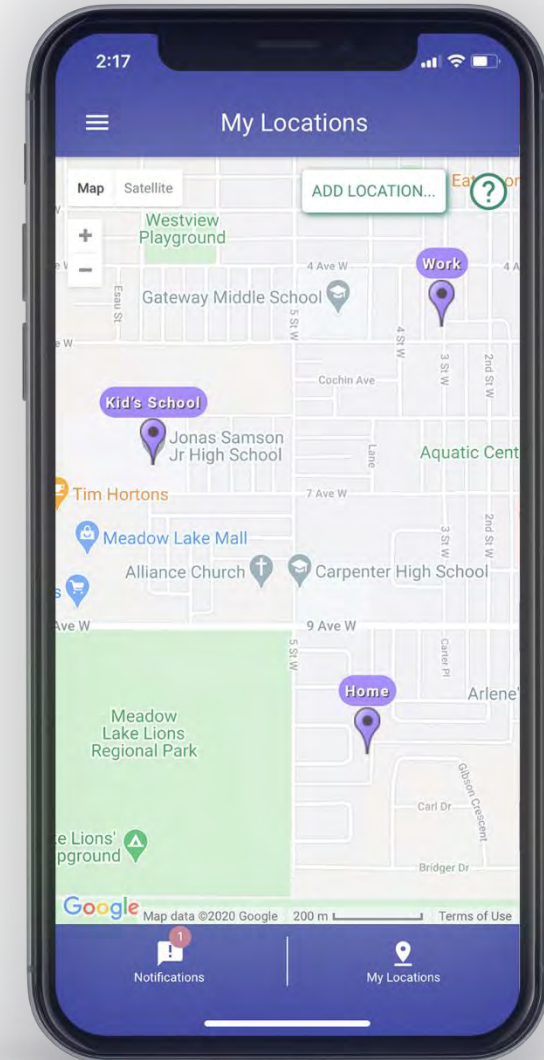


# USER **FRIENDLY**

MULTIPLE **USER LOCATIONS**

TOPIC **GROUPS**

CUSTOM **CALLER ID**



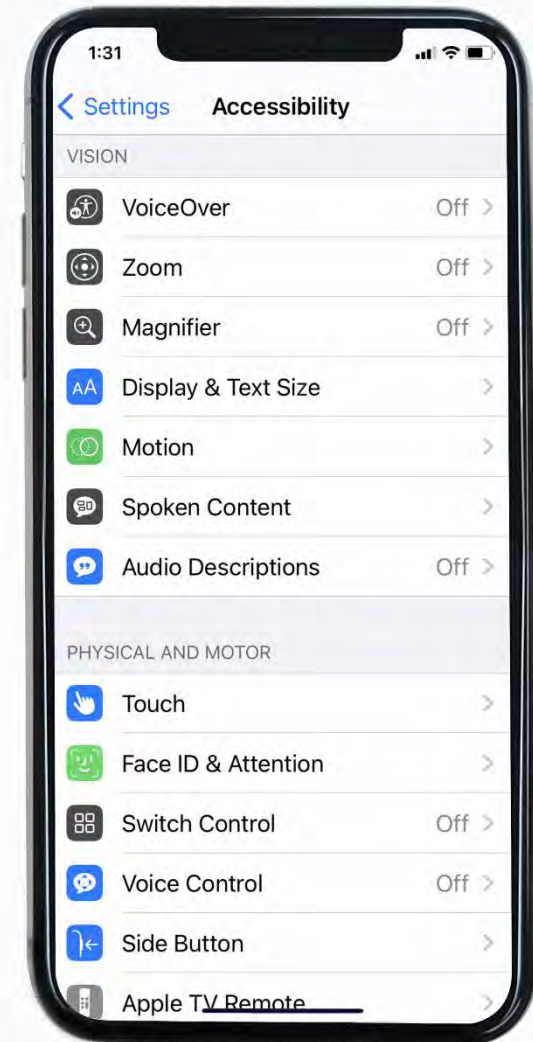
# DEVICE **ACCESSIBLE**

## DEVICE **ACCESIBILITY**

- Text to Speech, Font Size, Contrast
- AODA Compliant

## MULTI **LANGUAGE**

- Alerts can be sent out in English, French, Spanish or as any bi-lingual or tri-lingual combination.





# EASY POINT & CLICK INTERFACE

## WEB BASED

- Run from any computer, anywhere
- No Programming Required
- No Software to Maintain

## INCLUDES TEMPLATES

- Pre-made & customizable templates

## New Alert

Choose a template from the list below:

Filter templates by name or categories...

|   | Name                               | Categ          |
|---|------------------------------------|----------------|
|    | Community Watch: Vandalism Report  | Sample         |
|    | Council Meeting Advisory           | Sample         |
|    | Emergency Response Team Activation | Sample, Mobile |
|    | Extreme Cold Advisory              | Sample, Mobile |
|   | Extreme Heat Advisory              | Sample, Mobile |
|  | Facility Closure                   | Sample         |

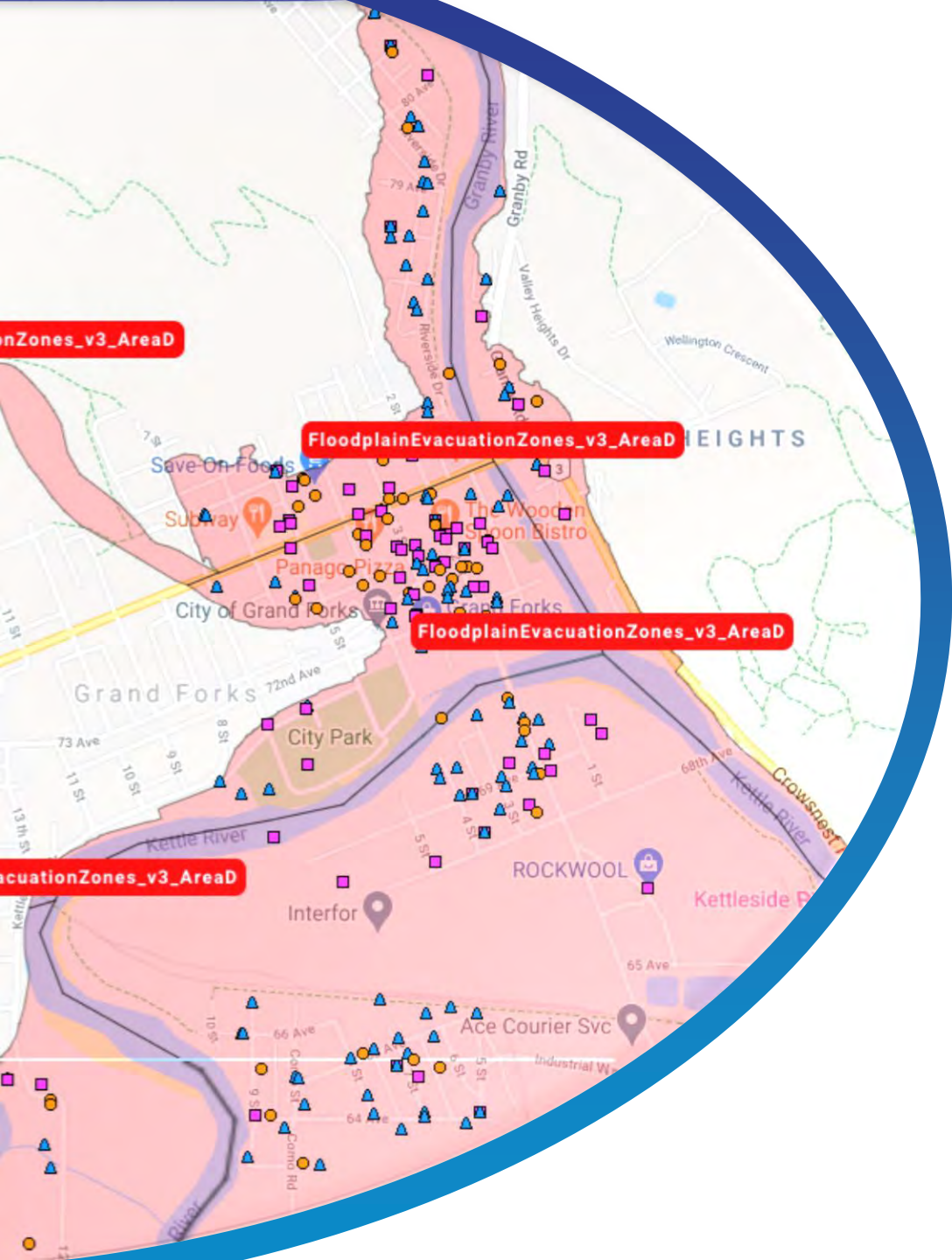
CANCEL

CONFIRM



# ADVANCED GEOFENCING

- Any Shaped Zones
- Nested Zones
- Map Shape Layers



# ADVANCED GEOFENCING

- Easy KML/KMZ import into alert templates

# Extensive **Features**



TRAINING **ENVIRONMENT**



REPORTING & **ANALYTICS**



ADVANCED **GEOFENCING**



KML/KMZ **IMPORT**



PHONETIC **SUBSTITUTION**



DEVICE **ACCESSIBILITY**

# RECIPIENT **GROUPS**

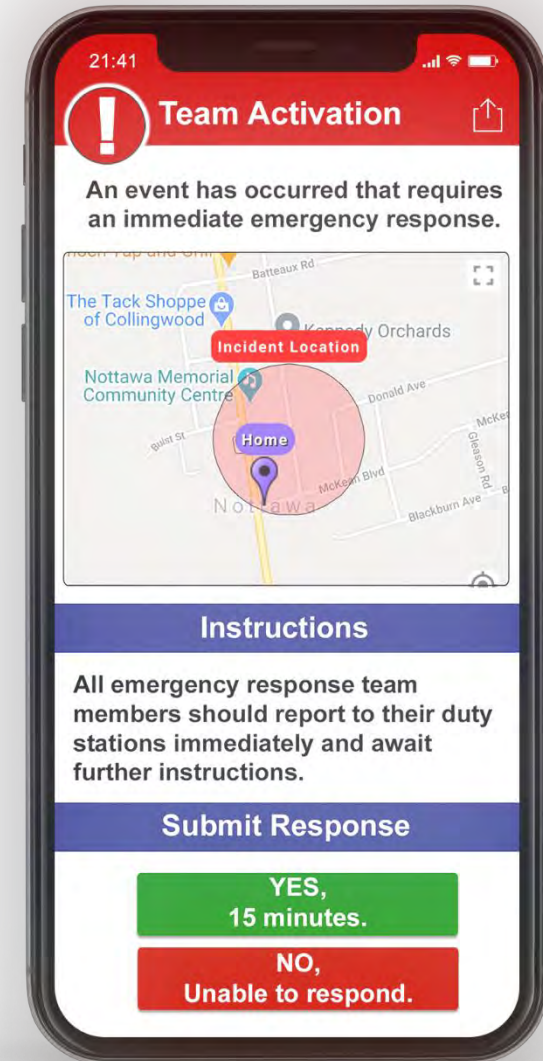
## INTERNAL **TEAM COMMUNICATIONS**

- Public Works Personnel
- Recreation Personnel
- EOC Personnel
- Team Recall

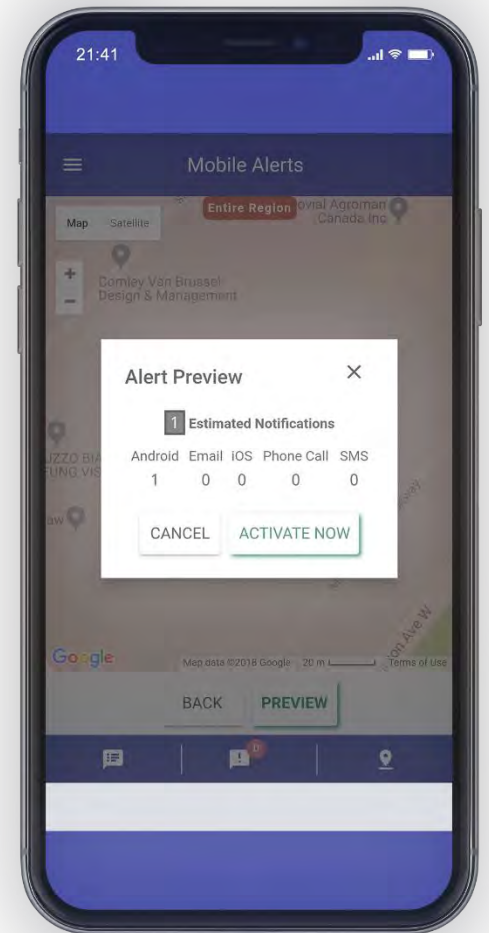
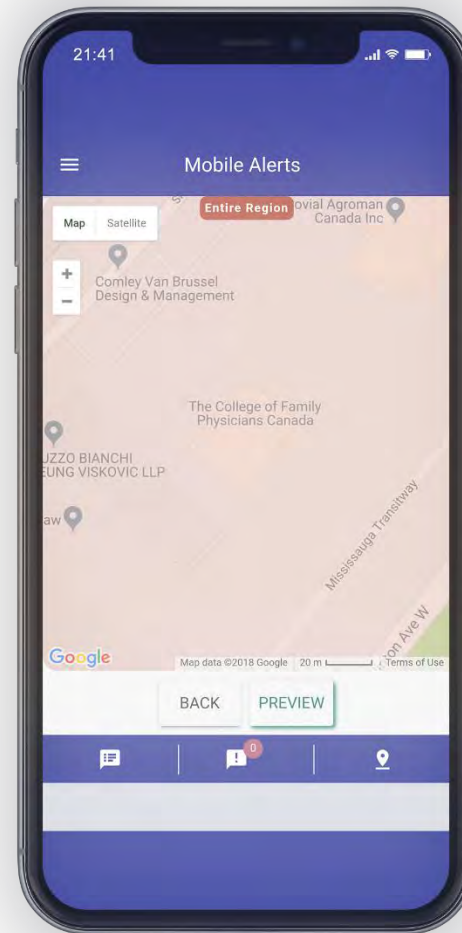
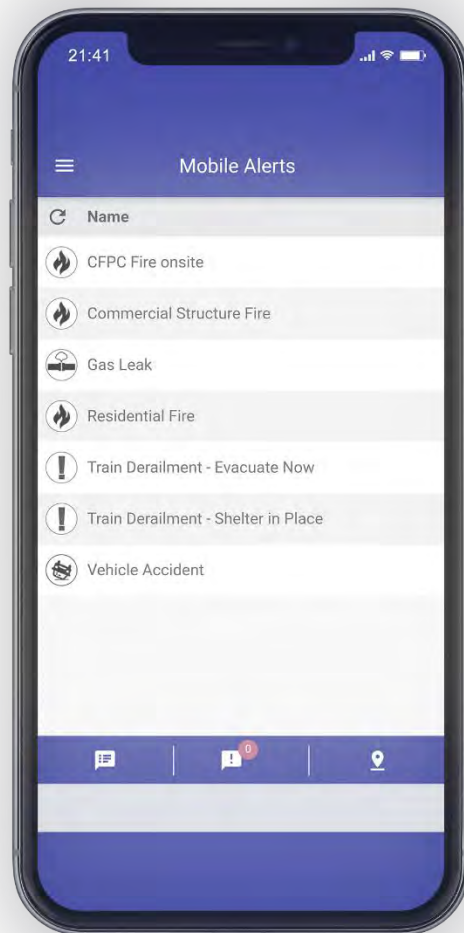
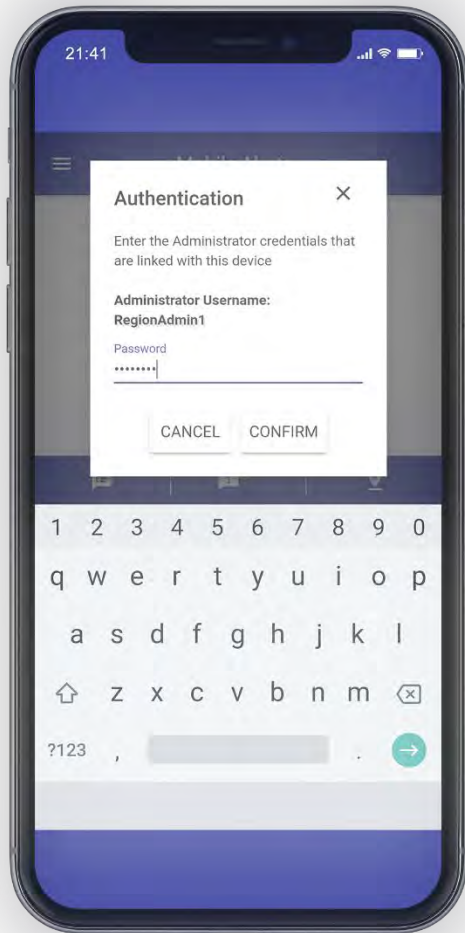
# RECIPIENT **RESPONSE**

## USER QUERY & **ACKNOWLEDGE**

- Pose Queries / View Response
- Read Receipt / Reporting
- View Team Member locations
- Residents can respond in an emergency



# 4 STEPS - **MOBILE ADMIN**



Administrators can dispatch alerts from the mobile app in 4 steps

# RICH MEDIA

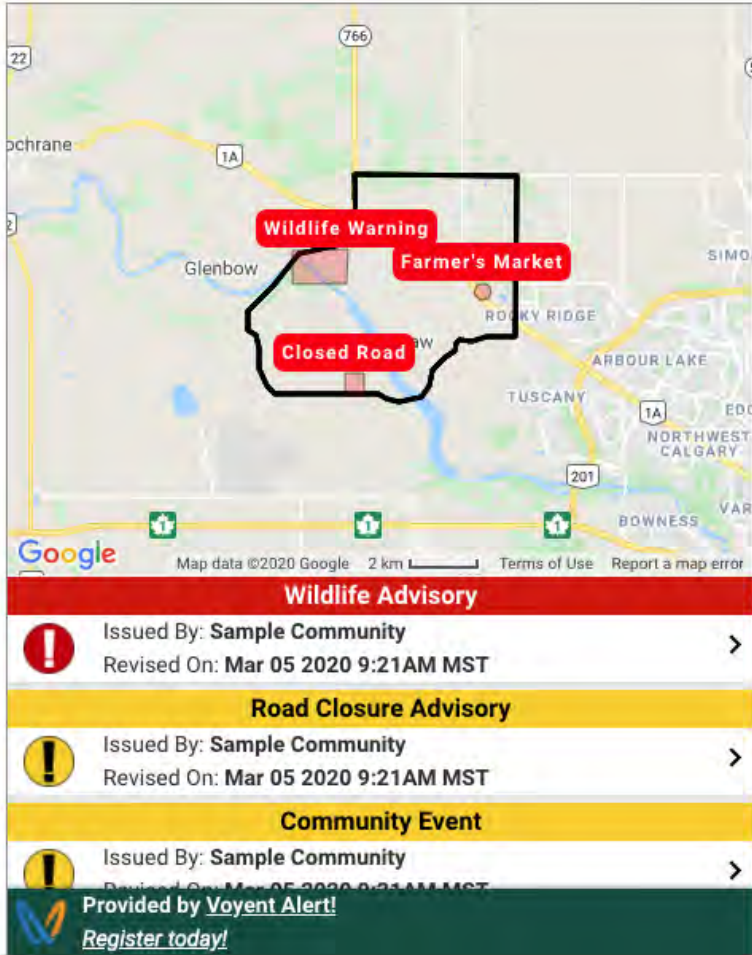
---

Attach photos and PDFs to provide more interest and context.

## USE CASES

- Formal notifications
- Community / Rural crime watch
- Community Events Marketing





# PUBLIC PORTAL

Anyone can view a summary of real time alerts on your public facing website.

Viewers may also click “Register Today”. Utilize this feature to drive registration in your community.



# 3<sup>rd</sup> PARTY SYSTEMS **INTEGRATION**

---

Import from 3<sup>rd</sup> Party Sources

- Tsunami, NTWC, Provincial / Federal Alerts etc.
- CAP-CP
- Optionally re-broadcast to Admins only or General Public

Export Alerts – coming soon

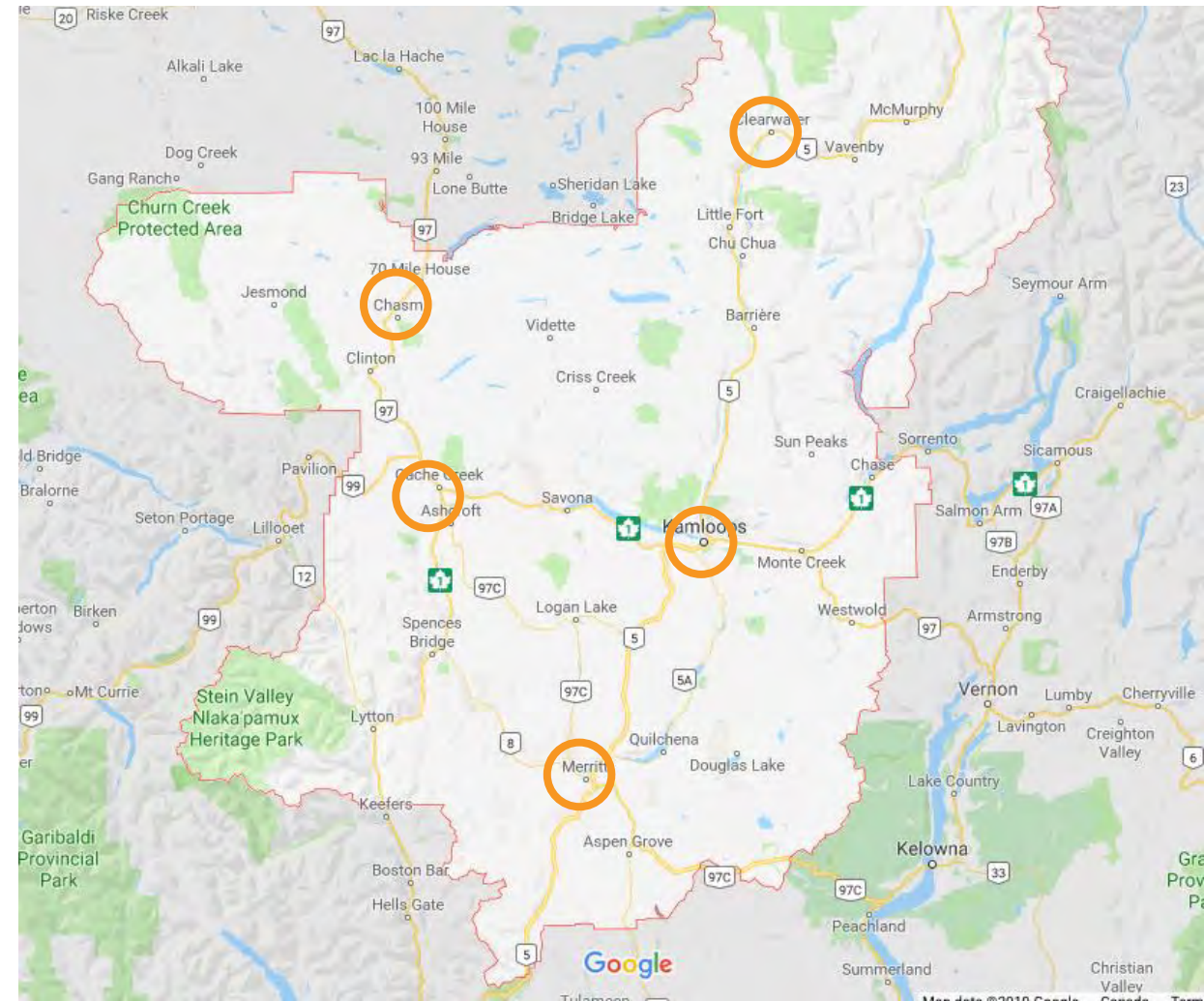
- CAP-CP Export (with MAP zones)
- Import to Provincial / Federal Systems
- Integrate with CAP-CP compliant equipment (Road Signs etc.)



# MULTI-REGION **SUPPORT**

Coming in the 2.0 Release


Registrants can receive in app alerts from any Voyent Alert covered community.



# ADMINISTRATIVE **SUPPORT**



LOCAL & **CANADIAN**



24/7/365 **ALWAYS ON**



EMERGENCY CONCIERGE **SERVICE**

Applications and data hosted on Canadian AWS servers

# COMMUNITY **SUPPORT**

---

## EASY POINT & CLICK **SUPPORT PAGE**

- How to Register & Login
- What to Expect
- Online Videos

## SEARCHABLE **FAQ**

## ASK A **QUESTION**



# ROLLOUT **KIT**

---

- ONLINE **VIDEOS**
- WEB **CONTENT**
- CUSTOM **ART**
- SOCIAL **MEDIA**
- USER **FAQ**

# 300+ COMMUNITIES **ACROSS CANADA**

CITY OF **CHESTERMERE**

CITY OF **STRATHMORE**

TOWN OF **PEACE RIVER**

TOWN OF **FORT MACLEOD**

TOWN OF **CROSSFIELD**

TOWN OF **RAINBOW LAKE**

TOWN OF **BANFF**

TOWN OF **MANNING**

WHEATLAND **COUNTY**

ATHABASCA **COUNTY**

NORTHERN SUNRISE **COUNTY**

PAINTEARTH **COUNTY**

BIG LAKES **COUNTY**

VERMILION RIVER **COUNTY**

MD OF **SMOKY RIVER**

MD OF **BONNYVILLE**




# FREE TRIAL

---


60 DAY FREE INTERNAL TRIAL

60 DAY UNCONDITIONAL CANCELLATION



# THANK **YOU**

---

 Suite 261, 3553 31st St. NW  
Calgary, AB, Canada  
T2L 2K7

 1-877-263-3822 x330

 [liana.munroe@icesoft.com](mailto:liana.munroe@icesoft.com)





**Mackenzie County**

# REQUEST FOR DECISION

|                      |   |
|----------------------|---|
| <b>Meeting:</b>      | <b>Committee of the Whole</b>                             |
| <b>Meeting Date:</b> | <b>April 26, 2022</b>                                     |
| <b>Presented By:</b> | <b>Byron Peters, Interim Chief Administrative Officer</b> |
| <b>Title:</b>        | <b>Fort Vermilion Mitigation – Phase 3 Tender Review</b>  |

**BACKGROUND / PROPOSAL:**

The engineering design and tender documents have been completed for the Phase 3 Land Development project, which is a portion of the overall mitigation project. The phase proposes 15 larger residential lots located near Mackenzie Applied Research Association.

The tender is be presented for council’s review, with the intent of being advertised later in the day. The tender will close on May 9<sup>th</sup>, with the bid opening scheduled for May 10<sup>th</sup>.

**OPTIONS & BENEFITS:**

N/A

**COSTS & SOURCE OF FUNDING:**

N/A

**SUSTAINABILITY PLAN:**

N/A

**COMMUNICATION / PUBLIC PARTICIPATION:**

N/A

**Author:** B Peters      **Reviewed by:** \_\_\_\_\_      **CAO:** \_\_\_\_\_

**POLICY REFERENCES:**

**RECOMMENDED ACTION:**

Simple Majority       Requires 2/3       Requires Unanimous

That the Fort Vermilion Mitigation Phase 3 land development tender be received for information.

Author: B Peters      Reviewed by: \_\_\_\_\_      CAO: \_\_\_\_\_



**Mackenzie County**

# REQUEST FOR DECISION

|                      |   |
|----------------------|---|
| <b>Meeting:</b>      | <b>Committee of the Whole Meeting</b>             |
| <b>Meeting Date:</b> | <b>April 26, 2022</b>                             |
| <b>Presented By:</b> | <b>Jennifer Batt, Director of Finance</b>         |
| <b>Title:</b>        | <b>Assessment Services – Request for Proposal</b> |

## **BACKGROUND / PROPOSAL:**

It has been requested that all services to be tendered be brought to a Committee of the Whole or Council meeting for review by Council prior to posting.

Attached is the Assessment Services Request for Proposal that is anticipated to be posted by the end of April, with a closing date of May 24, 2022.

This proposal is recommending a 3 year term, with 2 extensions of a term of 2 years if services are acceptable by both parties.

## **OPTIONS & BENEFITS:**

N/A

## **COSTS & SOURCE OF FUNDING:**

2022/2023/2024 Operating Budget.

## **SUSTAINABILITY PLAN:**

N/A

## **COMMUNICATION / PUBLIC PARTICIPATION:**

N/A

**Author:** J.Batt **Reviewed by:** \_\_\_\_\_ **CAO:** B Peters

**POLICY REFERENCES:**

Policy FIN025 Purchasing Authority Directive and Tendering Process

**RECOMMENDED ACTION:**

Simple Majority       Requires 2/3       Requires Unanimous

That the Assessment Services Request for Proposal be received for information as presented/amended.

Author: J.Batt      Reviewed by: \_\_\_\_\_      CAO: B Peters



# Request for Proposals

Assessment Services

TBD, 2022

**DRAFT**

MACKENZIE COUNTY



**REQUEST FOR PROPOSALS (“RFP”) WITH RESPECT TO THE:  
ASSESSMENT SERVICES  
INSTRUCTIONS TO ASSESSMENT FIRMS**

**1.0 INTRODUCTION**

**1.1 Purpose of RFP**

1.1.1 **Mackenzie County** seeks proposals from interested parties for the following:

**Assessment Services**

Proposals are to include a list of options. It is the Assessment Firm’s responsibility to identify any inability to meet the requirements specified in this RFP.

1.1.2 **Mackenzie County (the “County”)** is the sole and legal owner.

1.1.3 If the County receives a proposal acceptable to it, the County will select one (1) or more Assessment Firms who submitted a proposal (the “Firm”) with whom the County, in its sole and unfettered discretion, may negotiate the terms of a contract.

**1.2 Submission of RFP**

1.2.1 Firms shall submit their Proposal in a sealed envelope marked “Request for Proposal for **Mackenzie County Assessment Services**” (the “Proposals”) on or before 4:30:00 p.m. (Mountain Standard Time) on May 24, 2022 (the “RFP Closing Time”) to:

**Mackenzie County  
Attention: Byron Peters, Interim CAO  
P.O. Box 640, 4511-46 Avenue  
Fort Vermilion, AB T0H 1N0**

No mailed, faxed or electronically submitted Proposals will be accepted by the County. Proposals sent by courier and/or delivered in person will be accepted by the County.

1.2.2 Proposals will be opened publically at the regular council meeting May 25, 2022 at 11:00:00 a.m. following the RFP Closing Time. No Proposal(s) submitted after the RFP Closing Time will be accepted.

1.2.3 Each Firm may only submit one proposal.

- 1.2.4 Any inquiries respecting this RFP should be directed to:

Jennifer Batt  
 Director of Finance  
 jbatt@mackenziecounty.com  
 (780) 927-3718

- 1.2.5 Each Firm shall designate a person to whom any additional information may be obtained. The name and contact information is to be communicated to the County's designated contact person indicated in paragraph 1.2.4 above noted.
- 1.2.6 The County is under no obligation to respond to any inquiry submitted to it in respect of this RFP.
- 1.2.7 If the County, in its sole and unfettered discretion, determines that a written response to an inquiry is warranted, a written response will be prepared and distributed to all Firms who have requested a copy of this RFP and completed the acknowledgment form. Such written response(s) will be issued in the form of an addendum to this RFP, and will be deemed to be part of this RFP.
- 1.2.8 No inquiry submitted to the County will be responded to after **May 24, 2022**.

### 1.3 **General Conditions Applicable to this RFP**

#### 1.3.1 **Appendices and Addenda**

The appendices to this RFP and any subsequent addenda are incorporated into and form part of this RFP. The information and data contained in any appendices and any subsequent addenda may form the basis upon which a contract engagement will be entered into the Contract will be entered with the County.

#### 1.3.2 **Disclaimer of Liability and Indemnity**

By submitting a Proposal, a Firm agrees:

- 1.3.2.1 to be responsible for conducting its own due diligence on data and information upon which its Proposal is based;
- 1.3.2.2 that it has fully satisfied itself as to its rights and the nature extended to the risks it will be assuming;
- 1.3.2.3 that it has gathered all information necessary to perform all of its obligations under its Proposal;
- 1.3.2.4 that it is solely responsible for ensuring that it has all information necessary to prepare its Proposal and for independently verifying and informing itself with respect to any terms or conditions that may affect its Proposal;

- 1.3.2.5 to hold harmless the County, its elected officials, officers, employees, agents, advisors or partnering entities in this undertaking, and all of their respective successors and assigns, from all claims, liability and costs related to all aspects of the RFP process;
- 1.3.2.6 that it shall not be entitled to claim against the County, its elected officials, officers, employees, insurers, agents, advisors, and partnering entities in this undertaking on grounds that any information, whether obtained from the County or otherwise (including information made available by its elected officials, officers, employees, agents or advisors), regardless of the manner or form in which the information is provided is incorrect or insufficient;
- 1.3.2.7 that the County will not be responsible for any costs, expenses, losses, damages or liability incurred by the Firm as a result of, or arising out of, preparing, submitting, or disseminating a Proposal, or for any presentations or interviews related to the Proposal, or due to the County's acceptance or non-acceptance of a Proposal; and
- 1.3.2.8 to waive any right to contest in any proceeding, case, action or application, the right of the County to negotiate with any Firm for the Contract whom the County deems, in its sole and unfettered discretion, to have submitted the Proposal most beneficial to the County and acknowledges that the County may negotiate and contract with any Firm it desires.

### 1.3.3 **No Tender and no Contractual Relationship**

The Firm acknowledges and agrees that this procurement process is a Request for Proposal and is not a tendering process. It is part of an overall procurement process intended to enable the County to identify a potential successful Firm. The submission of a Proposal does not constitute a legally binding agreement between the County and any Firm. For greater certainty, by submission of its Proposal, the Firm acknowledges and agrees that there will be no initiation of contractual obligations or the creation of contractual obligations as between the County and the Firm arising from this RFP or the submission of a Proposal.

Further, the Firm acknowledges that a Proposal may be rescinded by a Firm at any time prior to the execution of the Contract.

### 1.4 **Discretion of the County**

Notwithstanding any other provision of this RFP to the contrary, the provisions in this Section 1.4 prevail, govern and override all other parts of this RFP. The County is not bound to accept any Proposal. At any time prior to execution of the Contract, the County may, in its sole and unfettered discretion, or for its own convenience, terminate the procurement process. All of this may be done with no compensation to the Firms or any other party.



The County reserves the right, in its sole and unfettered discretion, to:

- 1.4.1 utilize any ideas or information contained in any of the Proposals for its sole use and benefit without making payment or otherwise providing consideration or compensation to any Firm or any other party;
- 1.4.2 negotiate the specific contractual terms and conditions, including but not limited to the fee or;
- 1.4.3 waive any formality, informality or technicality in any Proposal, whether of a minor and inconsequential nature, or whether of a substantial or material nature;
- 1.4.4 receive, consider, and/or accept any Proposal, regardless of whether or not it complies (either in a material or non-material manner) with the submission requirements or is the lowest priced proposal, or not accept any Proposal, all without giving reasons;
- 1.4.5 determine whether any Proposal meets the submission requirements of this RFP; and
- 1.4.6 negotiate with any Firm regardless of whether or not that Firm is the Firm that has received the highest evaluation score, and
- 1.4.7 negotiate with any and all Firms, regardless of whether or not the Firm has a Proposal that does not fully comply, either in a material or non-material way with the submission requirements for the RFP or any requirements contained within this RFP.

#### 1.5 **Selection**

Selection of the successful Firm, if any, is at the sole and unfettered discretion of the County.

#### 1.6 **Disqualification**

The failure to comply with any aspect of this RFP (either in a material way or otherwise), shall render the Firm subject to such actions as may be determined by the County, including disqualification from the RFP process, suspension from the RFP process and/or imposition of conditions which must be complied with before the Firm will have its privilege of submitting a Proposal reinstated.

#### 1.7 **Representations and Warranties**

- 1.7.1 The County makes no representations or warranties other than those expressly contained herein as to the accuracy and/or completeness of the information provided in this RFP.
- 1.7.2 Firms are hereby required to satisfy themselves as the accuracy and/or completeness of the information provided in this RFP.
- 1.7.3 No implied obligation of any kind by, or on behalf of, the County shall arise from anything contained in this RFP, and the express representations and

warranties contained in this RFP, and made by the County, are and shall be the only representations and warranties that apply.

- 1.7.4 Information referenced in this RFP, or otherwise made available by the County or any of its elected officials, officers, employees, agents or advisors as part of the procurement process, is provided for the convenience of the Firm only and none of the County, its elected officials, officers, employees, agents and advisors warrant the accuracy or completeness of this information. The Firm is required to immediately bring forth to the County any conflict or error that it may find in the RFP. All other data is provided for informational purposes only.

## **2.0 PROJECT OVERVIEW & SCOPE OF WORK**

**Please refer to Schedule “A”.**

## **3.0 PROPOSAL REQUIREMENTS**

The County reserves the right, but is not required, to reject any Proposal that does not include the requirements.

### **3.1 Description of the Proposal**

- 3.1.1 Proposals shall include the legal name, address and telephone numbers of the individual, the principals of partnerships and/or corporations comprising the Firm, and in the case of partnerships or corporations, the individual who will be the representative of the partnership or corporation.
- 3.1.2 The assessment team must be a core of professionals who are competent to deal with a variety of assessments from farmland to commercial and residential, to oil and gas facilities, to electric facilities, to specialized wood products. In addition, the assessment firm must be able to defend these assessments before an Assessment Review Board, Municipal Government Board and/or a Court of Law.
- 3.1.3 Firms must provide Resume(s) for the Assessor(s) who will be assigned to provide the services. Resumes must include:
- designation or level of certification
  - background and training
  - years of experience
  - experience in similar sized municipalities
- 3.1.4 Firms Proposals must include any agencies or organizations to which work will be sub-contracted. If this is applicable, the same information that is required above will be required for the sub-contracting agency or organization.

- 3.1.5 The Firm shall include a minimum of three (3) municipal references with their Proposal package. References shall include the name of the municipality, a contact person, complete with title, phone number and e-mail address. The references must reflect municipalities for whom similar services were provided.

### 3.2 Execution of the Proposal

Proposals shall be properly executed in full compliance with the following:

- 3.2.1 Proposals and the pricing form attached as **Schedule “B”**, must be signed by the representative for the Firm;
- 3.2.2 if the Proposal is made by a corporation, the full name of the corporation shall be accurately printed immediately above the signatures of its duly authorized officers and the corporate seal shall be affixed;
- 3.2.3 if the Proposal is made by a partnership, the firm name or business name shall be accurately printed above the signature of the firm and the Proposal shall be signed by a partner or partners who have authority to sign for the partnership;
- 3.2.4 if the Proposal is made by an individual carrying on business under a name other than his own, his business name together with the individual’s name shall be printed immediately above its signature; and
- 3.2.5 if the Proposal is made by a sole proprietor who carries on business in his own name, the proprietor shall print his name immediately below his signature.

## 4.0 MANDATORY SUBMISSION REQUIREMENTS

### 4.1 Documents to be Submitted with the Proposal

At the time of the submission of its Proposal, the Firm shall provide the following:

- 4.1.1 Firm’s experience with similar projects.
- 4.1.2 List of Firm’s references.
- 4.1.3 Proof of Firm's Workers Compensation account in good standing at the time of Proposal submission;
- 4.1.4 A copy of all licenses, certifications, qualification issued by the relevant authorities, which the Firm requires in order to perform all contractual duties as described by the RFP.

### 4.2 Insurance to be carried by Successful Firm

At the time of the submission of its Proposal, the Firm shall provide evidence of insurance coverage as follows:

- 4.2.1 standard automobile, bodily injury and property damage insurance providing coverage of at least **TWO MILLION (\$2,000,000.00) DOLLARS** inclusive and in respect of any one claim for the injury to or death of one or more persons or damage to or destruction of property;
- 4.2.2 a comprehensive general liability insurance policy providing coverage of at least **TWO MILLION (\$2,000,000.00) DOLLARS** inclusive and in respect of any one claim for injury to or death of any one or more persons or damage to or destruction of property. Coverage to include:
  - 4.2.2.1 non-owned automobiles;
  - 4.2.2.2 independent subcontractors;
  - 4.2.2.3 contractual liability including this Agreement.
- 4.2.3 Firm's Compensation coverage for all employees, if any, engaged by the Work in accordance with the laws of the Province of Alberta;
- 4.2.4 Employer's liability insurance respecting employees, if any, of the Firm with limits of liability of not less than **TWO MILLION (\$2,000,000.00) DOLLARS** per employee for each accident, accidental injury or death of an employee or any subcontractor engaged by the Firm; and
- 4.2.5 such other insurance as the County may from time to time reasonably require.

The Firm shall cause all insurance coverage maintained by the Firm in accordance with this RFP, except for errors and omissions coverage (if required), to name the County and any other party designated by the County as an additional insured and to contain a severability of interests or cross liability clause. The Firm shall cause all insurance coverage to provide that no such insurance policy may be cancelled without the insurer providing no less than thirty (30) days' written notice of such cancellation to the County. The Firm shall, upon the request of the County, furnish written documentation, satisfactory to the County, evidencing the required insurance coverage. The cost of all of the insurance required to be held by the Firm as set forth herein shall be borne by the Firm.

- 4.3 Two (2) copies of the proposal shall be submitted to Mackenzie County.

## 5.0 EVALUATION

- 5.1 After the RFP Closing Time, the County will open, review and evaluate all the Proposals received based upon the information supplied by the Firms in accordance with the submission requirements of this RFP.
- 5.2 In evaluating the Proposals received, the County will consider all of the criteria listed see **Schedule C** for scoring, and the County will have the sole and unfettered discretion to award up to the maximum number of points for each criteria as listed below. By submitting a Proposal, the Firm acknowledges and agrees that the

County has, and is hereby entitled to exercise, the sole and unfettered discretion to award the points for the evaluation of the noted criteria.

- 5.3 By submitting a Proposal, each Firm acknowledges and agrees that it waives any right to contest in any legal proceedings the decision of the County to award points in respect of the criteria noted below (the "Evaluation Criteria"). Proposals will be evaluated based on the following criteria:

| Evaluation Criteria                    | Weight      | Points % | Score |
|--|-------------|----------|-------|
| <b>Communication</b>                   | 20%         |          |       |
| <b>Methodology</b>                     | 20%         |          |       |
| <b>Experience and Past Performance</b> | 35%         |          |       |
| <b>Budget</b>                          | 25%         |          |       |
| <b>TOTAL</b>                           | <b>100%</b> |          |       |

The County may select a Firm with the highest, or not necessarily the highest, points with whom to negotiate the contract. Points will be assigned for each criteria based on the information provided in the Firm's submission. Scoring will be consistently applied by the County's evaluation team through the use of the scoring matrix noted in Schedule "C".

- 5.4 At all times, the County reserves the right to seek written clarification regarding a Proposal from a Firm. Such clarification shall be deemed an amendment to such Firm's Proposal.

## 6.0 OTHER

### 6.1 Period Open for Consideration

The Proposals received shall remain irrevocable for a period of thirty (30) days following the RFP Closing Date in order to allow for the County to undertake the evaluation of the Proposals received and to undertake the negotiations as provided for herein.

## 6.2 Information Disclosure and Confidentiality

All documents submitted to the County will be subject to the protection and disclosure provisions of the *Freedom of Information and Protection of Privacy Act* ("FOIP"). FOIP allows persons a right of access to records in the County's custody or control. It also prohibits the County from disclosing the Firm's personal or business information where disclosure would be harmful to the Firm's business interests or would be an unreasonable invasion of personal privacy as defined in sections 16 and 17 of FOIP. Firms are encouraged to identify what portions of their Proposals are confidential and what harm could reasonably be expected from its disclosure. However, the County cannot assure Firms that any portion of the Proposals can be kept confidential under FOIP.

## 6.3 Independent Determination

A Proposal will not be considered by the County if it was not arrived at independently without collusion, consultation, communication or agreement as to any matter, such as prices, with any other Firm.

## 6.4 Documents

All documents submitted by a Firm shall become the property of the County upon being presented, submitted, or forwarded to the County. Should any documents be submitted electronically, notwithstanding the prohibition on same contained elsewhere in this RFP, then their content and the media they are contained in shall also become the property of the County upon their being presented, submitted or forwarded to the County.

## 6.5 Agreement on Internal Trade and New West Partnership Trade Agreement

The provisions of the Agreement on Internal Trade, Part IV, Chapter Five – Procurement and Annex 502.4, ("AIT") and the New West Partnership Trade Agreement ("NWPTA") apply to this Proposal.

## 6.6 Other Conditions

The Firm is fully responsible for obtaining all information required for the preparation of its Proposal. The County is not responsible for undertaking any investigations to assist the Firm.

## 6.7 Law and Forum of Proposal

The law to be applied in respect of this RFP shall be the law of the Province of Alberta and all civil actions commenced in relation to this RFP shall be adjudicated by the Courts of the Province of Alberta. By submitting a Proposal, the Firm is deemed to have agreed to attorn to the jurisdiction of the Courts of the Province of Alberta.

## MACKENZIE COUNTY PROFILE

**MAIN OFFICE LOCATION**

Approximately 1093km Northwest of Edmonton  
 4511-46 Avenue  
 P.O. Box 640  
 Fort Vermilion, AB T0H 1N0  
 Phone: 780 927-3718  
 Fax: 780 927-4266  
 Toll Free 1-877-927-0677  
 Email: [office@mackenziecounty.com](mailto:office@mackenziecounty.com)  
 Website: [www.mackenziecounty.com](http://www.mackenziecounty.com)

**POPULATION**

12,518

**POPULATION BREAKDOWN PER HAMLET AND RURAL**

| HAMLET         | 2003  | 2006  | 2010  | 2015  | 2018  |
|----------------|-------|-------|-------|-------|-------|
| ZAMA           | 173   | 225   | 141   | 200   | 133   |
| FORT VERMILION | 871   | 714   | 726   | 603   | 763   |
| LA CRETE       | 2,039 | 2,166 | 2,750 | 3,376 | 3,376 |
| RURAL          | 6,604 | 6,879 | 5,588 | 7,571 | 8,240 |

**AREA**

50,000 Square Miles

**NO. OF TOWNSHIPS AND RANGES**

884

**LAST ASSESSMENT YEAR**

2020

**LAST TAXATION YEAR**

2021

**VALUE OF ASSESSMENT**

|                       |                        |
|-----------------------|------------------------|
| RESIDENTIAL           | \$1,014,376,130        |
| FARMLAND              | \$50,525,980           |
| NON-RESIDENTIAL*      | \$1,193,062,290        |
| MACHINERY & EQUIPMENT | \$13,994,790           |
| <b>TOTAL</b>          | <b>\$2,271,959,190</b> |

\*Incl. Linear

**COMMUNITY PROFILE**

There are three hamlets, agricultural land, numerous sawmills, an OSB plant, oil and gas and forestry located within Mackenzie County.

# **Assessment Services**

## **PROJECT OVERVIEW**

### **AND**

## **SCOPE OF WORK**



## Mackenzie County – Assessment Services

1. The RFP is to obtain assessment services as a part of Mackenzie County's property taxation process
2. Serve as a liaison between Mackenzie County and the residents on matters dealing with property assessments; including the management of assessment inquiries in regards to assessment via phone calls or email communication.
3. Provide annual assessment open houses within the hamlets after tax combined assessment and tax notices have been mailed; to provide property assessment information and to answer questions taxpayers may have.
4. Provide and maintain comprehensive computer assisted mass appraisal (CAMA) software and all subsequent hardware, at the Firm's sole cost to hold assessment records. Any data conversion is also at the Firm's sole cost and the annual assessment transfer must be in a format compatible with Mackenzie County's software.
5. The Firm shall conduct inspections and investigations as required, and prepare Assessments of all those lands and improvements contained within the Municipality's jurisdiction.
6. The Firm shall ensure the following properties are inspection areas:
  - a) properties of which there has been a known physical change
  - b) properties of which there has been a change permitted-use prescribed by the Municipality's Land Use Bylaw
  - c) properties of which a subdivision or change in boundaries has taken place
  - d) any other property which the Municipality states should be an inspection area, including properties within the area designated as "Re-Inspection Area", as prescribed by the Municipality prior to commencement of the Project, and representing approximately twenty-five (25 %) percent of all properties within the Municipality.
7. The Firm shall ensure the process of inspection of the properties outlined in Section 6 of this Schedule, shall include:
  - a) a visual exterior inspection of each property
  - b) input data as accumulated
  - c) production of final assessments in electronic form, to be presented to the Municipality for the preparation for the Assessment Roll.
8. The Firm shall present the final Assessments referred to in Section 7 of this Schedule, to the Municipality no later than February 28th of each year, or as per deadlines requested by Order from Alberta Municipal Affairs. The deadline can change as per Municipal Government Act amendments. The Assessment Firm shall meet the Alberta Municipal Affairs prescribed deadlines for Assessment preparation

and submission that are in effect for each particular Assessment year. All time extensions requested from the Minister of Alberta Municipal Affairs must first receive approval from the Municipality prior to submission.

Assessments must be reconciled with the municipality after each batch of Assessment changes and at year end. Current changes must be used for reconciling purposes.

Linear Assessments will continue to be provided by Alberta Municipal Affairs. Mackenzie County has what can be defined as “Speciality Plant” Assessments. Prepare assessments in accordance with the *Municipal Government Act* and its attendant regulations and adhere to any other policies or guidelines as issued in a timely manner from the Province of Alberta. The Firm must also provide assessment information as requested by the Minister of Municipal Affairs in compliance with the statutory reporting requirements prescribed in the *Municipal Government Act* and its attendant regulations.

**9.** Defend any assessment that is subject to an assessment complaint that must go before any Assessment Review Board and any assessment appeals before the Municipal Government Board in compliance with the statutory timelines established in the *Municipal Government Act*.

**10.** The Assessment Firm shall provide all other Assessment related services, including, but not limited to:

- i. response to public inquiries
- ii. normal and reasonable advisory services to Council and Administration
- iii. electronic data transfer to individual computer systems, as well as, able to meet the requirements of the ASSET program
- iv. preparation of Assessment data required by the Minister for the purpose of conducting Provincial Assessment Audits
- v. defend and represent at all Assessment Review Board Hearings and all Municipal Government Board Hearings
- vi. Supplementary Assessments as required. Currently Mackenzie County does not have a Supplementary Assessment Bylaw in place.
- vii. expert witnesses that may be required will be at the Firm’s sole cost. Legal representation will be the responsibility of the Municipality.
- viii. Report to Mackenzie County through the Director of Finance, on a regular basis, as determined by Mackenzie County.

**11.** The successful Firm will be expected to sign a Contract with Mackenzie County. Draft copy of contract attached as Schedule “D”.

# Assessment Services

## Pricing Form

**Declarations:**

We, \_\_\_\_\_  
(Company)

of \_\_\_\_\_  
(Business Address)

having examined the RFP Documents as issued by Mackenzie County ("the County"), and having visited the sites(s) of where the work I required to be undertaken, hereby offer to enter into a contract to perform the work required by the RFP Documents for the RFP lump sum as follows:

\$ \_\_\_\_\_

\_\_\_\_\_  
(written)

Which will be invoiced in quarterly amounts of \$ \_\_\_\_\_

\_\_\_\_\_  
(written)

Signed , sealed and submitted to and behalf of:

Company: \_\_\_\_\_  
(Name)

\_\_\_\_\_  
(Street Address or Postal Box Number)

\_\_\_\_\_  
(City, Province & Postal Code)

Signature: \_\_\_\_\_

Name & Title: \_\_\_\_\_  
(Please print)

Date at \_\_\_\_\_ this \_\_\_\_\_ day of \_\_\_\_\_, 20\_\_\_\_

# **Assessment Services**

## **EVALUATION MATRIX**

**20% Communication**

|   |   |
|---|---|
| Communication Plan                          | 3 |
| Public Relations                            | 4 |
| Overall Knowledge of Assessment Issues      | 4 |
| Meeting Municipal Requirements              | 4 |
| Scheduled meetings (open house, ratepayers) | 3 |
| Responding to administrative inquiries      | 4 |
| Responding to public inquiries              | 4 |
| Council Presentations                       | 4 |

|              |    |
|--------------|----|
| Total Points | 30 |
|--------------|----|

**20% Methodology**

|  |   |
|--|---|
| Meeting ASSET, GMAS requirements             | 3 |
| Electronic data transfer requirement; CAMA   | 3 |
| Compatibility with Great Plains Dynamics     | 3 |
| Preparation of data required by the Minister | 3 |
| Assessment appeals - approach & timelines    | 3 |
| Assessment changes reconciliation – ongoing  | 3 |
| Specialty Plants                             | 3 |
| Conducting Inspections/Investigations        | 3 |
| Representation at Assessment Review Board    | 3 |
| Assessment Schedule                          | 3 |

|              |    |
|--------------|----|
| Total Points | 30 |
|--------------|----|

**35% Experience and Past Performance**

|   |   |
|---|---|
| Similar Contracts – List                    | 2 |
| Senior Assessor Experience                  | 4 |
| Experience References                       | 4 |
| Demonstrate Knowledge of Municipality       | 3 |
| Mun. Assess. Past Exp. & Performance        | 4 |
| Residential Assessment Experience           | 3 |
| Commercial Assessment Experience            | 3 |
| Farmland Assessment Experience              | 3 |
| Machinery & Equipment Assessment Experience | 3 |
| Industrial Assessment Experience            | 3 |
| Specialty Plants Assessment Experience      | 3 |
| Assessment Review Board Experience          | 3 |
| Municipal Government Board Experience       | 3 |
| Court of Law Experience                     | 2 |
| Experience with Munisite                    | 2 |

|              |    |
|--------------|----|
| Total Points | 45 |
|--------------|----|

**25% Budget**

|                 |    |
|-----------------|----|
| Proposed Budget | 15 |
|-----------------|----|

|              |            |
|--------------|------------|
| Total Points | 15         |
| <b>TOTAL</b> | <b>120</b> |

# **Assessment Services**

## **DRAFT CONTRACT**







**Mackenzie County**

# REQUEST FOR DECISION

|                      |   |
|----------------------|---|
| <b>Meeting:</b>      | <b>Committee of the Whole</b>                       |
| <b>Meeting Date:</b> | <b>April 26, 2022</b>                               |
| <b>Presented By:</b> | <b>Jennifer Batt, Director of Finance</b>           |
| <b>Title:</b>        | <b>Disaster Recovery Program – 2018-2021 Update</b> |

## **BACKGROUND / PROPOSAL:**

At the last Council meeting, it was requested that an update on all 2017-2021 Disaster Recovery Program claims be provided.

Administration has included the following events in the attached report:

- 2018 – Overland Flood – Peace River Ice jam (River Road)
- 2019 – Chuckegg Wildfire
- 2020 – Northern Alberta Overland Flood
- 2021 – Overland Flood
- 2021 – Overland Flood – Severe Storm

## **OPTIONS & BENEFITS:**

N/A

## **COSTS & SOURCE OF FUNDING:**

Disaster Recovery Program / Insurance/ County funding

## **SUSTAINABILITY PLAN:**

N/A

## **COMMUNICATION / PUBLIC PARTICIPATION:**

**Author:** J. Batt      **Reviewed by:** \_\_\_\_\_      **CAO:** B Peters

N/A

**POLICY REFERENCES:**

N/A

**RECOMMENDED ACTION:**

Simple Majority       Requires 2/3       Requires Unanimous

That the outstanding 2018-2021 Disaster Recovery Program update report be received for information.

Author: J. Batt      Reviewed by: \_\_\_\_\_      CAO: B Peters

**2018 Peace River Flood DRP Submissions Outstanding**

| <b>Project #</b> | <b>Name</b>                        | <b>County Costs to Date</b> | <b>NOTES</b>   |
|------------------|------------------------------------|-----------------------------|--|
| 6                | Fort Vermillion (River Road Infra) | \$ 33,684.28                | Project not completed, Project Summary not submitted - Awaiting Engineer Review of Final report . DRP "may" cover the existing damage to the road, however the bank stabalization is classified as Mitigation and not funded under this program. |
|                  | <b>TOTAL COST</b>                  | \$ <b>33,684.28</b>         |  |

| <b>2019 Chuckegg Wildfire DRP Submissions</b> |   |                          |                        |                       |                            |  |
|---|---|--------------------------|------------------------|-----------------------|----------------------------|--|
| <b>Project #</b>                              | <b>Name</b>                                       | <b>County Submission</b> | <b>DRP Approval</b>    | <b>Difference +/-</b> | <b>Advance \$6,497,495</b> | <b>NOTES</b>   |
| 1   | Emergency Coordination Centre                     | \$ 497,659.86            | \$ 492,612.55          | -\$ 5,047.31          | \$ 6,004,882.45            | 50% cost shares - fans, items  |
| 1.1   | Reception Centre - La Crete                       | \$ 1,452,403.42          | \$ 1,452,403.42        | \$ -                  | \$ 4,552,479.03            | N/A  |
| 1.2   | Reception Centre - Fort Vermillion                | \$ 2,195,824.94          | \$ 2,195,824.94        | \$ -                  | \$ 2,356,654.09            | N/A  |
| 1.3   | Evacuee Support - Hotels                          | \$ 114,301.12            | \$ 114,295.73          | -\$ 5.39              | \$ 2,242,358.36            | Minor invoice adjustments  |
| 1.5   | Pre-emptive Structural Protection (up to June 22) | \$ 1,852,049.26          | \$ 1,842,054.90        | -\$ 9,994.36          | \$ 400,303.46              | 50% cost share - pumps, tangible items   |
| 1.6   | Grazing Leases                                    | \$ 12,328.00             | \$ 12,328.00           | \$ -                  | \$ 387,975.46              | N/A  |
| 3   | Remediation - Pinelodge Bible Camp                | \$ 72,580.00             | \$ 72,580.00           | \$ -                  | \$ 315,395.46              | N/A  |
| 4   | Remediation - Fire Breaks in Crops Fields         | \$ 80,452.27             | \$ 80,452.27           | \$ -                  | \$ 234,943.19              | N/A  |
| 5   | OT Wages  | \$ 567,121.88            | \$ 560,099.84          | -\$ 7,022.04          | -\$ 325,156.65             | Standby time - not in Union book - Small adjustments as per 24 hr clock<br>FUNDS Received Dec 22 |
|   | <b>TOTAL SUBMISSION</b>                           | <b>\$ 6,844,720.75</b>   | <b>\$ 6,822,651.65</b> | <b>-\$ 22,069.10</b>  |                            | <b>-0.32%</b>  |

| <b>2019 Chuckegg Wildfire DRP Submissions FINAL APPROVED</b> |   |                          |                        |                       |                          |                              |
|--|---|--------------------------|------------------------|-----------------------|--------------------------|------------------------------|
| <b>Project #</b>   | <b>Name</b>                                       | <b>County Submission</b> | <b>DRP Approval</b>    | <b>Difference +/-</b> | <b>Payments received</b> | <b>NOTES</b>                 |
| 1.4  | Pre-Emptive Structural Protection (after June 23) | \$ 2,634,809.90          | \$ 2,304,808.04        | -\$ 330,001.86        | \$ 2,304,808.04          | Sprinkler Trailer 50% funded |
| 2  | Remediation - Roads                               | \$ 877,910.19            | \$ 877,910.19          | \$ -                  | \$ 877,910.19            | N/A                          |
|  | <b>TOTAL SUBMISSION</b>                           | <b>\$ 3,512,720.09</b>   | <b>\$ 3,182,718.23</b> | <b>-\$ 330,001.86</b> |                          |                              |

**Chuckegg Wildfire Claim Closed**

| 2020 Northern Alberta Overland Flood DRP Submissions |  |                        |                        |                  |                     |  | INSURANCE              |                      |  |
|--|--|------------------------|------------------------|------------------|---------------------|--|------------------------|----------------------|--|
| Project #  | Name   | County Submission      | DRP Approval           | Difference +/-   | Advance \$5,000,000 | NOTES  | DRP Costs to Date      | Insurance            | Insurance Revenue                              |
| 1  | Emergency Operations                               | \$ 792,029.80          |                        | \$ -             |                     | Submitted, awaiting final review   | \$ 792,029.80          |                      |  |
| 1.1  | Evacuation Costs                                   | \$ 1,142,532.00        | \$ -                   | \$ -             |                     | Submitted, awaiting review   | \$ 1,142,532.00        |                      |  |
| 1.2  | Temporary Housing                                  | \$ 1,344,052.50        | \$ 1,344,022.03        | -\$ 30.47        | \$ 3,655,977.97     | Campus Energy charge after demob   | \$ 1,344,022.03        |                      |  |
| 1.3  | Communications                                     | \$ 230,771.94          | \$ -                   | \$ -             |                     | Submitted, awaiting review   | \$ 230,771.94          |                      |  |
| 1.4  | Engineering, Surveying and Assessment Costs        | \$ -                   | \$ -                   | \$ -             |                     | Awaiting final engineer report CTD \$170,421   | \$ 170,421.00          |                      |  |
| 2  | Watermains and Sewer mains Restoration             | \$ -                   | \$ -                   | \$ -             |                     | Awaiting engineers reports - CTD \$259,059.78  | \$ 259,059.78          |                      |  |
| 3  | River Road Repair Inclusive Airport Road           | \$ -                   | \$ -                   | \$ -             |                     | COMPLETED Costs included in project 1  |                        |                      |  |
| 4  | Buttertown Road Repair at North Vermillion Settlem | \$ 145,000.00          | \$ -                   | \$ -             |                     | Submitted, awaiting review   | \$ 145,000.00          |                      |  |
| 5  | Fort Vermillion Local Roads Repair                 | \$ -                   | \$ -                   | \$ -             |                     | Located in Boreal subdivision - awaiting mitigation CTD \$3,865.07                                       | \$ 3,865.07            |                      |  |
| 6  | Beaver Ranch Road Repair                           | \$ 406,240.93          | \$ -                   | \$ -             |                     | Submitted, awaiting review   | \$ 406,240.93          |                      |  |
| 7  | Airport Runway Clean up & Lights Restoration       | \$ -                   | \$ -                   | \$ -             |                     | Ongoing project - CTD \$39,003.62  | \$ 39,003.62           |                      |  |
| 8  | DA Thomas Park Restoration                         | \$ -                   | \$ -                   | \$ -             |                     | No Costs to date - 2022 season, and forward  |                        |                      |  |
| 9  | Hamlet Ditch Debris Removal and Cleaning           | \$ 29,013.98           | \$ -                   | \$ -             |                     | Submitted, awaiting final review   | \$ 29,013.98           |                      |  |
| 10   | Hamlet Culvert Repairs                             | \$ -                   | \$ -                   | \$ -             |                     | Culverts to be reviewed in the spring 2022. No costs to date, as all incurred under project 3&9          |                        |                      |  |
| 11   | Hamlet Walking Trail including Bridge Repair       | \$ -                   | \$ -                   | \$ -             |                     | Awaiting engineers report as trail is starting to crack and sluff due to bank failures - CTD \$14,275.41 | \$ 14,275.41           |                      |  |
| 12   | Atlas Water Wells at La Crete                      | \$ 12,164.25           | \$ -                   | \$ -             |                     | Submitted, awaiting final review   | \$ 12,164.25           |                      |  |
| 13   | Incremental Staffing Positions                     | \$ 127,582.37          | \$ -                   | \$ -             |                     | Submitted, awaiting review   | \$ 127,582.37          |                      |  |
| 14   | Recovery Contracts                                 | \$ 198,051.00          | \$ -                   | \$ -             |                     | Submitted, awaiting review   | \$ 198,051.00          |                      |  |
| 15   | Fort Vermilion Water Treatment Plant P00004        | \$ -                   | \$ -                   | \$ -             |                     | Awaiting final report from Insurance on Recovery - CTD \$396,013   |                        | \$ 396,013.00        |  |
| 16   | Fort Vermilion Lift Station P00001                 | \$ -                   | \$ -                   | \$ -             |                     | Awaiting final report from Insurance on Recovery - CTD \$101,948   |                        | \$ 101,948.00        |  |
| 17   | Fort Vermilion Lift Station (River Road) P00207    | \$ -                   | \$ -                   | \$ -             |                     | Awaiting final report from Insurance on Recovery - CTD \$21,751  |                        | \$ 21,751.00         |  |
| 18   | Fort Vermilion Water Intake System P00005          | \$ -                   | \$ -                   | \$ -             |                     | Awaiting final report from Insurance on Recovery - CTD \$4,352   |                        | \$ 4,352.00          |  |
| 19   | Fort Vermilion Airport Control Shack P00214        | \$ -                   | \$ -                   | \$ -             |                     | Awaiting final report from Insurance on Recovery - CTD \$74,480  |                        | \$ 74,480.00         | \$ 552,667.52                                  |
| 20   | Fort Vermilion Airport Pole Building P00245        | \$ -                   | \$ -                   | \$ -             |                     | Awaiting final report from Insurance on Recovery - \$2,700   |                        | \$ 2,700.00          |  |
| 21   | Fort Vermilion Airport 2 Bay Warehouse P00055      | \$ -                   | \$ -                   | \$ -             |                     | Insurance Covered costs - no DRP Claim   |                        |                      |  |
| 22   | La Crete River Pumphouse P00051                    | \$ -                   | \$ -                   | \$ -             |                     | Awaiting final report from Insurance on Recovery - CTD \$28,452  |                        | \$ 28,452.00         |  |
| 23   | Fort Vermilion Warehouse WTP P00071                | \$ -                   | \$ -                   | \$ -             |                     | Awaiting final report from Insurance on Recovery - SCTD 0 - See P00004                                   |                        |                      |  |
| 24   | Site Preparation and Remediation (Interim Housing) | \$ 554,795.52          | \$ -                   | \$ -             |                     | Final review, and submission CTD \$554,795.52  | \$ 554,795.52          |                      |  |
| <b>TOTAL SUBMISSION</b>                              |  | <b>\$ 4,982,234.29</b> | <b>\$ 1,344,022.03</b> | <b>-\$ 30.47</b> |                     | <b>TOTAL COSTS TO DATE</b>   | <b>\$ 5,468,828.70</b> | <b>\$ 629,696.00</b> | <b>REVENUE</b>                                 |
| Project costs - in progress                          |  | \$ 486,594.41          |                        |                  |                     |  |                        |                      | \$ 552,667.52<br>Including Deductable \$25,000 |

Ongoing projects - All work to be completed by 2023

| <b>2021 Northern Alberta Overland Flood - Sever Storm -<br/>Chateh Road - Appeal noted - Under Review</b> |                   |                     |
|---|-------------------|---------------------|
| <b>Project #</b>  | <b>Name</b>       | <b>County Costs</b> |
| 1   | Sever Storm       | \$ 16,222.80        |
|   | <b>TOTAL COST</b> | <b>\$ 16,222.80</b> |

**Under Appeal**

**2021 Northern Alberta Overland Flood - Rapid Snowmelt  
DRP Cost - Awaiting Approval**

| <b>Project #</b> | <b>Name</b>       | <b>County Costs</b>  |
|------------------|-------------------|----------------------|
| 1                | Rapid Snowmelt    | \$ 613,634.86        |
|                  | County 10%        | -\$ 61,363.49        |
|                  | <b>TOTAL COST</b> | <b>\$ 552,271.37</b> |

**Submitted to DRP for review**







**Mackenzie County**

# REQUEST FOR DECISION

|                      |   |
|----------------------|---|
| <b>Meeting:</b>      | <b>Committee of the Whole Meeting</b>                     |
| <b>Meeting Date:</b> | <b>April 26, 2022</b>                                     |
| <b>Presented By:</b> | <b>Jennifer Batt, Director of Finance</b>                 |
| <b>Title:</b>        | <b>Cheque Registers – March 21, 2022 – April 22, 2022</b> |

**BACKGROUND / PROPOSAL:**

At the request of Council cheque registers are to be viewed by Council during Committee of the Whole meetings.

All invoices are authorized by Managers, Directors, and or the CAO in accordance with the Purchasing Policy. Cheques are released on a weekly or bi-weekly basis unless otherwise required for operational needs. Copies of the March 21, 2022 – April 22, 2022 cheque registers, and January – March 31, 2022 online payments will be available on meeting day.

**OPTIONS & BENEFITS:**

Administration will continue to present all new cheque registers at each Committee of the Whole meeting.

**COSTS & SOURCE OF FUNDING:**

2021/2022 Budget.

**SUSTAINABILITY PLAN:**

N/A

**COMMUNICATION / PUBLIC PARTICIPATION:**

Author: J.Batt Reviewed by: \_\_\_\_\_ CAO: \_\_\_\_\_

N/A

**POLICY REFERENCES:**

Policy FIN025 Purchasing Authority Directive and Tendering Process

**RECOMMENDED ACTION:**

Simple Majority       Requires 2/3       Requires Unanimous

That the cheque registers from March 21, 2022 – April 22, 2022, and January – March 31, 2022 online payments be received for information.

Author: J.Batt      Reviewed by: \_\_\_\_\_      CAO: \_\_\_\_\_



**Mackenzie County**

# REQUEST FOR DECISION

|                      |  |
|----------------------|--|
| <b>Meeting:</b>      | <b>Committee of the Whole</b>                          |
| <b>Meeting Date:</b> | <b>April 26, 2022</b>                                  |
| <b>Presented By:</b> | <b>Jennifer Batt, Director of Finance</b>              |
| <b>Title:</b>        | <b>MasterCard Statements – January – February 2022</b> |

## **BACKGROUND / PROPOSAL:**

Mastercard statements are reviewed by Council at the Committee of the Whole Meetings.

A copy of the January – February 2022 MasterCard statements will be made available at the meeting.

## **OPTIONS & BENEFITS:**

## **COSTS & SOURCE OF FUNDING:**

2021/2022 Operating Budget.

## **SUSTAINABILITY PLAN:**

N/A

## **COMMUNICATION / PUBLIC PARTICIPATION:**

N/A

**Author:** J.Batt **Reviewed by:** \_\_\_\_\_ **CAO:** \_\_\_\_\_

**POLICY REFERENCES:**

Policy FIN028 Credit Card Use

**RECOMMENDED ACTION:**

Simple Majority       Requires 2/3       Requires Unanimous

That the MasterCard statements for January – February, 2022 be received for information.

Author: J.Batt      Reviewed by: \_\_\_\_\_      CAO: \_\_\_\_\_



**Mackenzie County**

# REQUEST FOR DECISION

|                      |   |
|----------------------|---|
| <b>Meeting:</b>      | <b>Committee of the Whole</b>                 |
| <b>Meeting Date:</b> | <b>April 26, 2022</b>                         |
| <b>Presented By:</b> | <b>Jeff Simpson, Director of Operations</b>   |
| <b>Title:</b>        | <b>2022 Capital Project – BF 78209 Update</b> |

## **BACKGROUND / PROPOSAL:**

Included in the Capital Budget for 2022, Council approved a project to repair/replace an existing County Bridge, BF 78209. The initial project was estimated using costs associated to a previous inspection from 2019 for a total of \$550,000.

Initial design has been completed for the project which includes the removal of the bridge and replacement with a bridge culvert. Initial estimates have been updated to reflect higher construction and material costs. In addition, it was identified that the County would be required to acquire a small portion of right-of-way to accommodate the project and allow for full road width and ditching. Lastly, the site has 2 ATCO power poles that would be in conflict and require moving, potentially at an additional cost.

At the time of tender awarding, to reflect the additional costs associated to this project administration will be requesting a budget amendment, ensuring all costs are included. Current estimated costs, excluding right-of-way acquisition or power pole relocation are \$728,000.

## **OPTIONS & BENEFITS:**

N/A

## **COSTS & SOURCE OF FUNDING:**

2022 Capital Budget - \$550,000

**Author:** J. SIMPSON      **Reviewed by:** \_\_\_\_\_      **CAO:** B Peters

**SUSTAINABILITY PLAN:**

N/A

**COMMUNICATION / PUBLIC PARTICIPATION:**

N/A

**POLICY REFERENCES:**

**RECOMMENDED ACTION:**

Simple Majority       Requires 2/3       Requires Unanimous

That the 2022 Capital Project – BF 78209 Update report be received for information.

Author: J. SIMPSON      Reviewed by: \_\_\_\_\_      CAO: B Peters



**Mackenzie County**

# REQUEST FOR DECISION

|                      |  |
|----------------------|--|
| <b>Meeting:</b>      | <b>Committee of the Whole Meeting</b>          |
| <b>Meeting Date:</b> | <b>April 26, 2022</b>                          |
| <b>Presented By:</b> | <b>Jennifer Batt, Director of Finance</b>      |
| <b>Title:</b>        | <b>Amend - Policy ADM012 Signing Authority</b> |

## **BACKGROUND / PROPOSAL:**

Council has requested that administration review all Policies, and bring forward any that has been identified for review, and amendment.

Policy ADM012 Signing Authority (attached) has been identified as one Policy that requires Council review with recommended amendments.

## **OPTIONS & BENEFITS:**

N/A

## **COSTS & SOURCE OF FUNDING:**

N/A

## **SUSTAINABILITY PLAN:**

N/A

## **COMMUNICATION:**

N/A

**Author:** J. Batt      **Reviewed by:** \_\_\_\_\_      **CAO:** \_\_\_\_\_

**RECOMMENDED ACTION:**

- Simple Majority       Requires 2/3       Requires Unanimous

That a recommendation to Council be made to amend Policy ADM012 Signing Authority as presented/discussed.

**Author:** J. Batt      **Review Date:** \_\_\_\_\_      **CAO** \_\_\_\_\_



**Municipal District of Mackenzie No. 23 Mackenzie County**

|       |                   |            |        |
|-------|-------------------|------------|--------|
| Title | SIGNING AUTHORITY | Policy No: | ADM012 |
|-------|-------------------|------------|--------|

|                       |                                       |
|-----------------------|---------------------------------------|
| Legislation Reference | Municipal Government Act, Section 213 |
|-----------------------|---------------------------------------|

**Purpose**

To establish signing authorities for all municipal documents, contracts and financial instruments.

Reference Bylaws ~~131/98 and 132/98~~ 233/00.

Reference Policy FIN025.

**Policy Statement and Guidelines**

This policy designates general signing authorities for the municipality. Specific signing authorities may be designated in various bylaws and policies. This policy will be amended from time to time so that it includes all of the approved signing authorities of the municipality.

The legal signing officers for the municipality are

- (a) the Chief Elected Official, and
- (b) the Chief Administrative Officer
- (c) Designated Officers

or in their absence the person who is acting in their place.

All minutes of council meetings shall be signed by the person presiding at the meeting and the ~~Municipal Secretary~~ Director of Legislative and Support Services.

All bylaws shall be signed by the Chief Elected Official and the ~~Municipal Secretary~~ Chief Administrative Officer.

All agreements entered into by Council, cheques and other financial instruments shall be signed by the Chief Elected Officer, **and** by the Chief Administrative Officer, or the person acting in their place and a designated officer.

All other financial documents, options, preliminary agreements and letters of intent may be signed by the Chief Administrative Officer or designate.

All contracts over \$75,000 shall be signed by the Chief Elected Official and the Chief Administrative Officer, as per Policy FIN025.

|          | Date      | Resolution Number |
|----------|-----------|-------------------|
| Approved | Nov 10/98 | 98-341            |
| Amended  |           |                   |
| Amended  |           |                   |

~~“J. Maine” (Signed) \_\_\_\_\_ “B. Bateman” (Signed) \_\_\_\_\_  
Chief Administrative Officer \_\_\_\_\_ Chief Elected Official \_\_\_\_\_~~



**Mackenzie County**

# REQUEST FOR DECISION

|                      |  |
|----------------------|--|
| <b>Meeting:</b>      | <b>Committee of the Whole Meeting</b>                            |
| <b>Meeting Date:</b> | <b>April 26, 2022</b>  |
| <b>Presented By:</b> | <b>Jennifer Batt, Director of Finance</b>                        |
| <b>Title:</b>        | <b>Amend - Policy FIN017 Reserve Bid &amp; Condition of Sale</b> |

## **BACKGROUND / PROPOSAL:**

Council has requested that administration review all Policies, and bring forward any that has been identified for review, and amendment.

Policy FIN017 Reserve Bid and Condition of Sale (attached) has been identified as one Policy that requires Council review with recommended amendments.

## **OPTIONS & BENEFITS:**

N/A

## **COSTS & SOURCE OF FUNDING:**

N/A

## **SUSTAINABILITY PLAN:**

N/A

## **COMMUNICATION:**

N/A

**Author:** J. Batt      **Reviewed by:** \_\_\_\_\_      **CAO:** B Peters

**RECOMMENDED ACTION:**

- Simple Majority       Requires 2/3       Requires Unanimous

That a recommendation be made to Council to amend Policy FIN017 Reserve Bid and Condition of Sale as presented/discussed.

**Author:** J. Batt      **Review Date:** \_\_\_\_\_      **CAO** B Peters

## Mackenzie County

|       |                                  |            |        |
|-------|----------------------------------|------------|--------|
| Title | RESERVE BID & CONDITIONS OF SALE | Policy No: | FIN017 |
|-------|----------------------------------|------------|--------|

|                       |                                       |
|-----------------------|---------------------------------------|
| Legislation Reference | Municipal Government Act, Section 419 |
|-----------------------|---------------------------------------|

### Purpose

To establish a policy for the setting of reserve bids and conditions of sale for parcels of land to be offered for sale at a public auction.

### Policy Statement and Guidelines

For each parcel of land to be offered for sale at a public auction, the reserve bid must be set as close as reasonably possible to the market value of the parcel.

Administration may authorize the assessor appointed by the municipality to assess the parcel at fair market value and adopt that assessment figure as the reserve bid for that parcel.

Administration may authorize ~~an~~ a licensed appraiser to appraise the parcel and adopt that appraisal figure as the reserve bid for that parcel.

Administration shall authorize a licensed appraiser to appraise any parcel assessed as non-residential and agricultural, and adopt that assessment figure as the reserve bid for tax recovery on that parcel.

~~All non-residential and non-vacant agricultural parcels shall be appraised.~~

The following conditions shall apply to the sale:

Each Parcel will be offered for sale, subject to a reserve bid and to the reservations and conditions contained in the certificate of title.

Terms: Cash, Certified Cheque or Money Order

Deposit: 25% of the bid amount (not to be less than \$1,000) of which \$1,000 will be (non-refundable to the successful bidder) at time of the sale.

Balance: To be paid to Mackenzie County within 30 (thirty) calendar days of the date of the auction.

Mackenzie County may become owner of any parcel of land that is not sold at the public auction, immediately after the public auction.

Policy FIN017  
Reserve Bid & Conditions of Sale

Redemption may be affected by payment of all arrears of taxes and costs at any time prior to the date of sale.

|                 | <b>Date</b> | <b>Resolution Number</b> |
|-----------------|-------------|--------------------------|
| <b>Approved</b> | March 6/01  | 01-128                   |
| <b>Amended</b>  | 30-Mar-11   | 11-03-277                |
| <b>Amended</b>  |             |                          |



**Mackenzie County**

# REQUEST FOR DECISION

|                      |   |
|----------------------|---|
| <b>Meeting:</b>      | <b>Committee of the Whole</b>                     |
| <b>Meeting Date:</b> | <b>April 26, 2022</b>                             |
| <b>Presented By:</b> | <b>Jeff Simpson, Director of Operations</b>       |
| <b>Title:</b>        | <b>Road Protection Agreement – Program Review</b> |

## **BACKGROUND / PROPOSAL:**

On two previous occasions, Administration has brought information to Council for consideration and review concerning Road Protection Agreements and the current policy and practices in place for the County. Council was presented with numerous options for consideration from other counties within Alberta, and indicated a preference for further exploration.

Administration has subsequently modified our existing RPA policy to reflect two potential options currently employed by two other municipalities. The items are presented in rough draft for discussion and Council direction.

## **OPTIONS & BENEFITS:**

N/A

## **COSTS & SOURCE OF FUNDING:**

N/A

## **SUSTAINABILITY PLAN:**

N/A

**Author:** J. SIMPSON      **Reviewed by:** \_\_\_\_\_      **CAO:** B Peters

**COMMUNICATION / PUBLIC PARTICIPATION:**

N/A

**POLICY REFERENCES:**

PW010 – Road Protection Policy

**RECOMMENDED ACTION:**

Simple Majority       Requires 2/3       Requires Unanimous

That a recommendation be made by Council directing administration to proceed with further policy modification for PW010 – Road Protection Policy, as discussed.

Author: J. SIMPSON      Reviewed by: \_\_\_\_\_      CAO: B Peters



# Mackenzie County

|       |                                  |            |       |
|-------|----------------------------------|------------|-------|
| Title | Road Protection Agreement Policy | Policy No: | PW010 |
|-------|----------------------------------|------------|-------|

|                       |                                    |
|-----------------------|------------------------------------|
| Legislation Reference | Municipal Government Act Section 5 |
|-----------------------|------------------------------------|

## Purpose

To establish a Policy where ~~firms and vehicle owners of large trucks/vehicles~~ **Prime Contractors or Subcontractors** who wish to use Mackenzie County roads for an Intensive haul(s) may do so while ensuring that the ~~user~~ **Agreement Holder** is responsible for road repairs and additional maintenance costs.

## Policy Statement

1. Road Protection Agreements will be created to allow ~~firms and vehicle owners of large trucks/vehicles~~ **Agreement Holders or their Subcontractors, with the exemption of agriculture equipment(?)** to use Mackenzie County roads for Intensive hauls.
2. Haulers **Agreement Holders** are required to complete and submit a Road Protection Application for the County's review.
3. Administration shall review the request and prepare a Road Protection Agreement with conditions for the haulers **Agreement Holders** acceptance.

## Definitions:

- a) Intensive haul(s) means the movement of products or equipment that may potentially cause excessive wear and tear on County roads.
- b) Road Use Application is an application which includes designated haul route, duration of haul, the amount of loads per day, axle weight maximum, and items being hauled. Schedule "A".
- c) ~~Road Protection Agreement is the agreement made by Mackenzie County with the Hauler. It defines the terms and conditions to enable the hauler to use haul route. Schedule "B".~~ **Road Protection Agreement(RPA) shall mean an Agreement duly endorsed by Mackenzie County and the Agreement Holder and their Contractors which establishes the responsibilities of both parties when accessing/travelling roads situated within Mackenzie County boundaries for purposes related to particular projects. Schedule "B".**
- d) ~~Hauler, for the purposes of this agreement, is the agreement holder and shall be either the primary company or the hauling company.~~
- e) **Agreement Holder means a person or entity with primary responsibility or authority for any of the types of projects described in Schedule B, which will use Mackenzie County roads.**
- f) **Contractor means a person or entity which is contracted by, affiliated with, or authorized by the Agreement Holder to perform some or all of a project described in Schedule B, which will use Mackenzie County roads.**

## **Responsibilities**

### **THE HAULER AGREEMENT HOLDER SHALL:**

1. Complete a Road Protection Application a minimum 2 working days prior to commencement.
2. Pay the required Road Inspection Fee as outlined in Mackenzie County's "Fee Schedule Bylaw" for both the pre and post move road inspections.
3. Purchase the required Haul Permits from Mackenzie County.
4. Enter into a Road Protection Agreement with Mackenzie County prior to hauling.
5. Abide by the conditions set out in the agreement which may include, but are not limited to duration of the haul, speed, time of haul, axle loading, special signing, traffic control persons and accommodation of other road users.
6. Be responsible for any additional maintenance and ice control on the haul route which may be required over and above that normally provided by the County.
7. Repair any road damage caused by the hauler Agreement Holder or their Contractors; this may include, but is not limited to, regravelling of roads.
8. Not use tire chains on any paved or oiled roadways at any time, unless authorized by Mackenzie County.
9. Not park on public roadways such that they create an unsafe situation or cause a nuisance to other road users.
10. Cease hauling during adverse weather conditions, including excessive rain, or at the request of Mackenzie County.
11. Be required to provide dust control (water truck, or chemical application) on the haul road for any effected residences along the designated haul route, and other areas on the haul route as requested.
12. Clean all debris and/or mud tracked onto the road.
13. Notify Mackenzie County immediately upon completion of the haul. Notify within 24 hours pre-haul and post haul.
14. ~~At the request from the Chief Administrative Officer of Mackenzie County provide a security deposit. (Permits need to be purchased)~~

**MACKENZIE COUNTY SHALL:**

1. Complete the road use application.
2. Inspect the haul road(s) prior to use to determine the condition of the road.
3. Inspect the haul route throughout the agreement date, to ensure that road conditions are kept at an acceptable standard and to ensure the hauler is following all other conditions in the agreement.
4. Provide regular scheduled maintenance of roads. Any additional maintenance due to the haul is to be provided by the hauler.
5. Inspect the haul road(s) within 2 working days after the haul has ceased.
6. Implement road bans to control haulers activities if necessary.

**General Conditions:**

1. Any Hauler in violation of the terms of the Road Protection Agreement may have their permission to utilize the road suspended until such time as they comply with the conditions of the Agreement to the satisfaction of Mackenzie County.
2. Hauler shall indemnify and save harmless Mackenzie County against any claims and/or proceedings from third parties as a result of approval being granted for the use of County roadways in Mackenzie County.

|                 | <b>Date</b> | <b>Resolution Number</b> |
|-----------------|-------------|--------------------------|
| <b>Approved</b> | 2001-03-06  | 01-137                   |
| <b>Amended</b>  | 2007-12-11  | 07-12-1111               |
| <b>Amended</b>  | 2015-07-29  | 15-07-507                |
| <b>Amended</b>  |             |                          |

**TO REVIEW AND ADD TO POLICY:**

All Agreement Holders shall purchase permits for travel and use of Municipal Roads. Permit Fees collected are to be used to maintain the Municipalities Infrastructure.

**PERMITS:**

**Drilling/Service Rig Permits:**

All Drilling/Service Rig Moves within the Municipality of Mackenzie County using County roads are required to pay a road inspection fee as outlined in the Mackenzie County Fee Schedule Bylaw for both the pre and post move road inspections, purchased through Mackenzie County. This fee may be subject to change without notice. The Agreement Holder and its Contractors are responsible for any road grading, gravelling or dust control on the County roads used during the Drilling/Service Rig Move. Any damage caused by the Agreement Holder, Contractor, or its employees related to the Drilling/Service Rig move will be assessed by the Town's Superintendent of Public Works or his designate. Any damage requiring repair becomes the responsibility of the Agreement Holder.

**Soils, Frack Sand, matting, Gases, Fluids, or Tank Haul Permits:**

All hauls of soils, frack sand, matting, gases, fluids or tanks where convoys of one (!) or more truck/trailer combinations are travelling in convoy to the same locations are required to purchase a haul permit from Mackenzie County.

**Haul Permit Fee**

The Agreement Holder using County roads for truck/trailer combination hauls, shall pay the Town **\$35/day per truck/trailer combinations**. This fee is to be paid within the 24-hour notification period at a Mackenzie County Office.

**Staging/Parking Permit Fee:**

The Agreement Holder and it's Contractors using County roads or lands owned by Mackenzie County as a staging/parking area for truck/trailer combination's shall pay the County \$35/day per truck/trailer combinations. This fee is to be paid within the 24-hour notification period at a Mackenzie County Office.

If you have purchases a Haul Permit Mackenzie County may waive the Staging/Parking Permit Fee.

**Logging Haul Permit:**

Any log hauling not covered by another specific agreement in which one (1) or more truck/trailer combinations are travelling in convoy to or from the same site that use Mackenzie County roads are required to purchase a Logging Permit.

The Agreement Holder using County roads for truck/trailer combination log hauls shall pay the County **\$50/day per truck/trailer combinations**. This fee is to be paid within the 24-hour notification period at a Mackenzie County Office. **(ie. A 6000 truck haul would generate \$300,000)**

**Specified Penalties to add to Fee Schedule Bylaw:**

|                      |               |  |
|----------------------|---------------|--|
|                      | \$310.00/Unit | Fail to purchase a haul/staging/parking permit |
|                      | \$500.00/Unit | Fail to purchase a Log Haul Permit             |
| Drilling Rig Permits | \$500.00      | Road Inspection Fee Pre Rig Move               |
| Drilling Rig Permits | \$500.00      | Road Inspection Fee Post Rig Move              |
| Service Rig Permit   | \$250.00      | Road Inspection Fee Pre Rig Move               |
| Service Rig Permit   | \$250.00      | Road Inspection Fee Post Rig Move              |



## Mackenzie County

|       |                                  |            |       |
|-------|----------------------------------|------------|-------|
| Title | Road Protection Agreement Policy | Policy No: | PW010 |
|-------|----------------------------------|------------|-------|

|                       |                                    |
|-----------------------|------------------------------------|
| Legislation Reference | Municipal Government Act Section 5 |
|-----------------------|------------------------------------|

### Purpose

To establish a Policy where ~~firms and vehicle owners of large trucks/vehicles~~ **Prime Contractors or Subcontractors** who wish to use Mackenzie County roads for an Intensive haul(s) may do so while ensuring that the ~~user~~ **Agreement Holder** is responsible for road repairs and additional maintenance costs.

### Policy Statement

1. Road Protection Agreements will be created to allow ~~firms and vehicle owners of large trucks/vehicles~~ **Agreement Holders or their Subcontractors, with the exemption of agriculture equipment(?)** to use Mackenzie County roads for Intensive hauls.
2. Haulers **Agreement Holders** are required to complete and submit a Road Protection Application for the County's review.
3. Administration shall review the request and prepare a Road Protection Agreement with conditions for the haulers **Agreement Holders** acceptance.

### Definitions:

- a) Intensive haul(s) means the movement of products or equipment that may potentially cause excessive wear and tear on County roads.
- b) Road Use Application is an application which includes designated haul route, duration of haul, the amount of loads per day, axle weight maximum, and items being hauled. Schedule "A".
- c) ~~Road Protection Agreement is the agreement made by Mackenzie County with the Hauler. It defines the terms and conditions to enable the hauler to use haul route. Schedule "B".~~ **Road Protection Agreement(RPA) shall mean an Agreement duly endorsed by Mackenzie County and the Agreement Holder and their Contractors which establishes the responsibilities of both parties when accessing/travelling roads situated within Mackenzie County boundaries for purposes related to particular projects. Schedule "B".**
- d) ~~Hauler, for the purposes of this agreement, is the agreement holder and shall be either the primary company or the hauling company.~~
- e) **Agreement Holder means a person or entity with primary responsibility or authority for any of the types of projects described in Schedule B, which will use Mackenzie County roads.**

- f) Contractor means a person or entity which is contracted by, affiliated with, or authorized by the Agreement Holder to perform some or all of a project described in Schedule B, which will use Mackenzie County roads.

## **Responsibilities**

### **THE HAULER AGREEMENT HOLDER SHALL:**

1. Complete a Road Protection Application a minimum 2 working days prior to commencement.
2. Enter into a Road Protection Agreement with Mackenzie County prior to hauling.
3. Provide the required security to Mackenzie County in the form of Bonds, Irrevocable letter of credit or certified cheques to be used to pay for road damages. The amount of bonding shall not exceed 50% of the current cost of rebuilding the total length of the road assigned in accordance with the Road Protection Agreement. In the event that the Agreement Holder is in default of any term or condition of this Agreement and has not remedied the default within forty-eight (48) hours of being advised by the County to do so, then the County is entitled to payment from and may without restriction unilaterally draw upon the security provided by the Agreement Holder under this Agreement. Mackenzie County reserves the right to collect further compensation from the applicable party if damages exceed the amount of security posted. Schedule "C".
4. Abide by the conditions set out in the agreement which may include, but are not limited to duration of the haul, speed, time of haul, axle loading, special signing, traffic control persons and accommodation of other road users.
5. Be responsible for any additional maintenance and ice control on the haul route which may be required over and above that normally provided by the County.
6. Repair any road damage caused by the hauler Agreement Holder or their Contractors; this may include, but is not limited to, regravelling of roads.
7. Not use tire chains on any paved or oiled roadways at any time, unless authorized by Mackenzie County.
8. Not park on public roadways such that they create an unsafe situation or cause a nuisance to other road users.
9. Cease hauling during adverse weather conditions, including excessive rain, or at the request of Mackenzie County.
10. Be required to provide dust control (water truck, or chemical application) on the haul road for any effected residences along the designated haul route, and other



**MACKENZIE COUNTY SHALL:**

1. Complete the road use application.
2. Inspect the haul road(s) prior to use to determine the condition of the road.
3. Inspect the haul route throughout the agreement date, to ensure that road conditions are kept at an acceptable standard and to ensure the hauler is following all other conditions in the agreement.
4. Provide regular scheduled maintenance of roads. Any additional maintenance due to the haul is to be provided by the hauler.
5. Inspect the haul road(s) within 2 working days after the haul has ceased.
6. Implement road bans to control haulers activities if necessary.
7. Release Security when haul is completed and road has been inspected by Director of Operations or designate and condition is approved.

**General Conditions:**

1. Any Hauler in violation of the terms of the Road Protection Agreement may have their permission to utilize the road suspended until such time as they comply with the conditions of the Agreement to the satisfaction of Mackenzie County.
2. Hauler shall indemnify and save harmless Mackenzie County against any claims and/or proceedings from third parties as a result of approval being granted for the use of County roadways in Mackenzie County.

|                 | <b>Date</b> | <b>Resolution Number</b> |
|-----------------|-------------|--------------------------|
| <b>Approved</b> | 2001-03-06  | 01-137                   |
| <b>Amended</b>  | 2007-12-11  | 07-12-1111               |
| <b>Amended</b>  | 2015-07-29  | 15-07-507                |
| <b>Amended</b>  |             |                          |

**Schedule B**

**MACKENZIE COUNTY  
ROAD PROTECTION AGREEMENT**

---

A COPY OF THIS AGREEMENT MUST BE CARRIED IN THE VEHICLE AT ALL TIMES. FAILURE TO PRODUCE THIS AGREEMENT FORTHWITH TO A PEACE OFFICER ON DEMAND RENDERS THE AGREEMENT NULL AND VOID. AGREEMENT IS NOT TRANSFERABLE.

---

**Agreement No. RPA-ZA-22-01**

---

**THIS AGREEMENT** shall commence on this **13** day of **January, 2022** A.D. .

**Mackenzie County** (Party of the First Part)

**And**

(Party of the Second Part)

---

**WHEREAS** the Party of the Second Part desires to transport goods and materials over/on certain roads within the jurisdiction of Mackenzie County.

**AND WHEREAS** the Party of the First Part (**Agreement Holder**) has agreed to such activity in consideration of, and subject to the terms and conditions hereinafter set forth:

1. Subject to the terms and conditions set out below, the Company may transport the shipment as set out in the term of this agreement.
2. **The Hauler Agreement Holder shall:** (should hauler be changed in both policy and agreement for clarity?)
  - a) **Purchase all applicable Haul Permits from Mackenzie County prior to hauling.**
  - b) Enter into a Road Protection Agreement with Mackenzie County prior to hauling.
  - c) Abide by the following conditions:
    - a. **Speed Limit:** as posted
    - b. **Max Weight:** 63, 500 Kg Truck
    - c. **Special Signing:** as needed or required
    - d. **Traffic control person required (y/n):** n
    - e. **Time of Haul:** n/a
    - f. **Other Conditions:** \_\_\_\_\_
  - d) Be responsible for any additional maintenance and ice control on the haul route which may be required over and above that normally provided by the County.
  - e) **Repair any road damage caused by the hauler; this may include, Assume responsibility for any damages or excess maintenance requirements caused by trucks or equipment operating under this Agreement. This may include, but is not limited to, gravel loss, road shoulder damage and motorgrader time above normal maintenance.**
  - f) Not use tire chains on any paved or oiled roadways at any time, unless authorized by Mackenzie County.
  - g) Not park on public roadways such that they create an unsafe situation or cause a nuisance to other road users.
  - h) Cease hauling during adverse weather conditions, including excessive rain, or at the request of Mackenzie County.

**Schedule B**

**MACKENZIE COUNTY  
ROAD PROTECTION AGREEMENT**

---

**A COPY OF THIS AGREEMENT MUST BE CARRIED IN THE VEHICLE AT ALL TIMES. FAILURE TO PRODUCE THIS AGREEMENT FORTHWITH TO A PEACE OFFICER ON DEMAND RENDERS THE AGREEMENT NULL AND VOID. AGREEMENT IS NOT TRANSFERABLE.**

---

**Agreement No. RPA-ZA-22-01**

---

- i) Be required to provide dust control (water truck, or chemical application) on the haul road for any effected residences along the designated haul route, and other areas on the haul route as requested.
- j) Clean all debris and/or mud tracked onto the road.
- k) Notify Mackenzie County ~~immediately upon completion of the haul.~~ **A minimum of 24 hours Pre and Post all hauls.** (is this a focus point?)

**3. Mackenzie County shall:**

- a) Inspect the haul road(s) prior to use to determine the condition of the road.
- b) Inspect the haul route throughout the agreement date, to ensure that road conditions are kept at an acceptable standard and to ensure the hauler is following all other conditions in the agreement.
- c) Provide regular scheduled maintenance of roads. Any additional maintenance due to the haul is to be provided by the hauler.
- d) Inspect the haul road(s) within 2 working days ~~after the haul has ceased.~~ **Of notice that the Haul is complete.**
- e) Implement road bans to control haulers activities if necessary.

**4. General Conditions:**

- a) This agreement is non-transferable. The Party of the Second Part agrees to assume all damages resulting from the use of subcontractors.
- b) Any ~~Hauler~~ **Agreement Holder** in violation of the terms of the Road Protection Agreement may have their permission to utilize the road suspended until such time as they comply with the conditions of the Agreement to the satisfaction of Mackenzie County.
- c) ~~Hauler~~ **Agreement Holder** shall indemnify and save harmless Mackenzie County against any claims and/or proceedings from third parties as a result of approval being granted for the use of County roadways in Mackenzie County.

**5. Other Conditions:**

---

---

---

---

---

---

**Schedule B**

**MACKENZIE COUNTY  
ROAD PROTECTION AGREEMENT**

---

**A COPY OF THIS AGREEMENT MUST BE CARRIED IN THE VEHICLE AT ALL TIMES. FAILURE TO PRODUCE THIS AGREEMENT FORTHWITH TO A PEACE OFFICER ON DEMAND RENDERS THE AGREEMENT NULL AND VOID. AGREEMENT IS NOT TRANSFERABLE.**

---

**Agreement No. RPA-ZA-22-01**

---

6. This agreement shall cease and terminate on the **31** day of **March, 2022** A.D. and thereafter no such activities may continue except as may be authorized under a new and further agreement between the parties

**MACKENZIE COUNTY**

**PARTY OF THE SECOND PART**

**Per:** \_\_\_\_\_  
(Signature of Authorized Representative)

**Per:** \_\_\_\_\_  
(Signature of Authorized Representative)

**Print Name :** Jeff Simpson

**Print Name :** \_\_\_\_\_

**Office #:** 780-928-3983

**Office #:** \_\_\_\_\_

**Fax #:** 780-928-3636

**Fax #:** \_\_\_\_\_

**Cell #:** \_\_\_\_\_

**Cell #:** \_\_\_\_\_

**email:** Jsimpson@mackenziecounty.com

**email:** \_\_\_\_\_

**MACKENZIE COUNTY**

**PARTY OF THE SECOND PART**

**Field Contact Person:**  
\_\_\_\_\_

**Field Contact Person:**  
\_\_\_\_\_

**Office #:** \_\_\_\_\_

**Office #:** \_\_\_\_\_

**Cell #:** \_\_\_\_\_

**Cell #:** \_\_\_\_\_

**email:** \_\_\_\_\_

**email:** \_\_\_\_\_

**NOTE:**

- (1) IT IS THE RESPONSIBILITY OF THE PARTY OF THE SECOND PARTY OF THE SECOND PART TO READ AND UNDERSTAND THIS AGREEMENT.
- (2) This information is being collected in accordance with Part 2 of the Freedom of Information and Protection of Privacy Act and is being collected for the purpose of issuance of Road Protection Agreements for roads within the boundaries of Mackenzie County. Our Freedom of Information and Protection of Privacy Act Coordinator is available to answer any questions you may have pertaining to the collection and use of the information and may be contacted at 780-927-3718. This information may be used for any municipal purpose.

**MACKENZIE COUNTY  
ROAD PROTECTION AGREEMENT**

---

**A COPY OF THIS AGREEMENT MUST BE CARRIED IN THE VEHICLE AT ALL TIMES. FAILURE TO PRODUCE THIS AGREEMENT FORTHWITH TO A PEACE OFFICER ON DEMAND RENDERS THE AGREEMENT NULL AND VOID. AGREEMENT IS NOT TRANSFERABLE.**

---

**Agreement No. RPA-ZA-22-01**

---

**NOTE:**

- (3) IT IS THE PERMIT HOLDER'S RESPONSIBILITY TO READ AND UNDERSTAND THIS AGREEMENT.
- (4) THIS AGREEMENT IS SUBJECT TO THE PART OF THE SECOND PART OBTAINING ANY NECESSARY PERMITS FROM ALBERTA INFRASTRUCTURE.
- (5) IT IS THE PERMIT HOLDER'S RESPONSIBILITY TO ADVISE MACKENZIE COUNTY IF AND WHEN A HAUL IS SUSPENDED OR COMPLETED.
- (6) This information is being collected in accordance with Part 2 of the Freedom of Information and Protection of Privacy Act and is being collected for the purpose of issuance of Road Protection Agreements for roads within the boundaries of the Mackenzie County. Our Freedom of Information and Protection of Privacy Act Co-ordinator, Eva Schmidt is available to answer any questions you may have pertaining to the collection and use of the information and may be contacted at 780-927-3718. This information may be used for any municipal purpose.

Schedule C

**ROAD PROTECTION AGREEMENT PROCEDURES**

There are Six different categories under which a hauler may be required to enter into a Road Protection Agreement with the district of Mackenzie County.

Note: Road Protection Agreements are required when extraordinary and/or extensive use of the municipal road system occurs.

1. Oilfield Industry
2. Log Haul Industry
3. Sand & Gravel Industry
4. Livestock Industry
5. Fertilizer Industry
6. Other Industries

**Oilfield Industry**

- Oilfield companies must sign Road Protection Agreements prior to any activities
- No bond is required. (?)
- Note: Oil companies may supply their own grader. Any work done by their grader will be done to municipal standards as determined by the Public Works Superintendent.

**Log Haul Industry**

- Any individual or corporation wishing to haul logs will be required to enter into a Road Protection Agreement
- Bond required:

|              |          |
|--------------|----------|
| 1-10 loads   | \$1,000  |
| 11-50 loads  | \$5,000  |
| 50-100 loads | \$10,000 |
| 100+         | ?        |

**Sand & Gravel Industry**

- Road Protection Agreements will be required before commencement of hauls
- Bond required:

|              |          |
|--------------|----------|
| 1-10 loads   | \$1,000  |
| 11-50 loads  | \$5,000  |
| 50-100 loads | \$10,000 |
| 100+         | ?        |

**Livestock Industry**

- Contractors or custom haulers of manure, silage or alfalfa are required to enter into a Road Protection Agreement.
- Bond Required:

|             |         |
|-------------|---------|
| 1-50+ loads | \$3,000 |
|             |         |

**Fertilizer Industry**

- Retailers of fertilizer products whose business involves the hauling of such products within Mackenzie County will be required to enter into a Road Protection Agreement (anhydrous ammonia tanks, dry fertilizer, etc.)
- Bond required:

|             |         |
|-------------|---------|
| 1-50+ loads | \$3,000 |
|             |         |

**Other Industries**

- Any industry not covered in the above categories that anticipate excessive use of the municipal roads must enter into a Road Protection Agreement at the discretion of the Bylaw Officer.
- Bond required:

|              |          |
|--------------|----------|
| 1-10 loads   | \$1,000  |
| 11-50 loads  | \$5,000  |
| 50-100 loads | \$10,000 |
| 100+ loads   | ?        |

---

**Note:** If Agreement holder supplies their own grader, the bond may be reduced by 50%. Any work done by the grader will be done to Municipal standards as determined by the Director of Operations or designate. (Westlock County had this attached to each Industry, do we add this note?)